

NOTICE OF MEETING

A REGULAR MEETING

OF THE

BOARD OF DIRECTORS

OF THE

**INLAND EMPIRE REGIONAL
COMPOSTING AUTHORITY**

WILL BE HELD ON

**MONDAY, FEBRUARY 3, 2020
10:00 A.M.**

**AT THE INLAND EMPIRE REGIONAL
COMPOSTING FACILITY
12645 6th STREET
RANCHO CUCAMONGA, CA 91739**



**REGULAR MEETING OF THE
BOARD OF DIRECTORS
MONDAY, FEBRUARY 3, 2020
10:00 A.M.**

**INLAND EMPIRE REGIONAL COMPOSTING FACILITY
12645 6TH STREET
RANCHO CUCAMONGA, CA 91739**

www.ierca.org/calendar

**CALL TO ORDER
OF THE INLAND EMPIRE REGIONAL COMPOSTING AUTHORITY BOARD OF
DIRECTORS MEETING**

FLAG SALUTE

PUBLIC COMMENT

Members of the public may address the Board on any item that is within the jurisdiction of the Board; however, no action may be taken on any item not appearing on the agenda unless the action is otherwise authorized by Subdivision (b) of Section 54954.2 of the Government Code. Those persons wishing to address the Board on any matter, whether or not it appears on the agenda, are requested to complete and submit to the Board Secretary a "Request to Speak" form which are available on the table in the Board Room. Comments will be limited to five minutes per speaker. Thank you.

ADDITIONS TO THE AGENDA

In accordance with Section 54954.2 of the Government Code (Brown Act), additions to the agenda require two-thirds vote of the legislative body, or, if less than two-thirds of the members are present, a unanimous vote of those members present, that there is a need to take immediate action and that the need for action came to the attention of the local agency subsequent to the agenda being posted.

1. ELECTION OF OFFICERS

**BOARD CHAIRPERSON
BOARD VICE-CHAIRPERSON**

2. **CONSENT CALENDAR**

A. **MINUTES**

The Board will be asked to approve the minutes from the November 4, 2019 regular meeting.

B. **INVESTMENT AND DISBURSEMENT REPORT**

It is recommended that the Board of Directors approve for the months of October 2019 – December 2019:

1. Total disbursements in the amount of \$2,933,964.03
2. There were no new investments during October 1, 2019 – December 31, 2019.

3. **ACTION ITEMS**

A. **ANNUAL FINANCIAL REPORT FOR THE FISCAL YEAR ENDED JUNE 30, 2019**

It is recommended that the Board of Directors:

1. Approve the Inland Empire Regional Composting Authority (IERCA/Authority) Annual Financial Report for the Fiscal Year ended June 30, 2019, as presented; and
2. Direct staff to distribute the report as appropriate, to the various federal, state and local agencies, financial institutions, and other interested parties.

B. **ADOPTION OF DEPOSITORY AGREEMENT AND INVESTMENT FUND SIGNATORY RESOLUTIONS**

It is recommended that the Board of Directors:

1. Adopt Resolution No. 2020-2-1, authorizing and designating signatories for depository agreement, depository cards, deposits, transfers, checks, and withdrawal of funds;
2. Adopt Resolution No. 2020-2-2, authorizing participation in the Local Agency Investment and designating signatories for the deposit and withdrawal of funds; and

3. Adopt Resolution No. 2020-2-3, authorizing participation in the Los Angeles County Pooled Surplus Investment Fund and designating signatories for the deposit and withdrawal of funds.

4. **INFORMATION ITEMS**

A. **PROJECT MANAGER'S REPORT**

B. **CAPITAL PROJECTS UPDATE**

C. **TREASURER'S REPORT OF FINANCIAL AFFAIRS FOR THE QUARTER ENDED DECEMBER 31, 2018**

D. **PROPERTY INSURANCE**

5. **DIRECTOR COMMENTS**


Next regular meeting is scheduled for Monday, May 4, 2020 at 10:00 a.m.

6. **ADJOURN**

In compliance with the Americans with Disabilities Act, if you need special assistance to participate in this meeting, please contact the Recording Secretary (909-993-1744), 48 hours prior to the scheduled meeting so that the Agency can make reasonable arrangements.

Declaration of Posting

I, Victoria Stone, Recording Secretary to the Inland Empire Regional Composting Authority, hereby certify that a copy of this agenda has been posted by 5:30 p.m. at the County Sanitation Districts of Los Angeles 1955 Workman Mill Road, Whittier, CA and at the IERCA's Administrative Building, 12645 Sixth Street, Rancho Cucamonga, CA and at the IEUA's main office, 6075 Kimball Ave., Chino, CA on Tuesday, January 28, 2020.


Victoria Stone, Recording Secretary

**CONSENT
CALENDAR
ITEM**

2A

**MINUTES OF A REGULAR MEETING OF
THE BOARD OF DIRECTORS OF
THE INLAND EMPIRE REGIONAL COMPOSTING AUTHORITY (IERCA)
NOVEMBER 4, 2019
10:00 A.M.**

DIRECTORS PRESENT:

Paul Hofer, Chairperson
Jon Blickenstaff, Vice Chairperson
Shivaji Deshmukh, Director
Robert Ferrante, Director
Margaret Finlay, Director

DIRECTORS ABSENT:

Michael Camacho, Director

OTHERS PRESENT:

Jeff Ziegenbein, Project Manager, IERCA
Ann Heil, Assistant Project Manager, IERCA
Christina Valencia, Treasurer, IERCA
Marty Cihigoyenette, General Counsel
Randy Lee, Executive Manager of Operations/AGM, IEUA
Warren Green, Manager of Contracts, Procurement and Risk Services
Javier Chagoyen-Lazaro, Manager of Finance and Accounting
Christiana Daisy, Executive Manager of Engineering/AGM, IEUA
James Spears, Associate Engineer, IEUA
Victoria Stone, Recording Secretary, IERCA

A regular meeting of the Board of Directors of the IERCA was held at the Inland Empire Regional Composting Facility (IERCF) administrative building located at 12645 Sixth Street, Rancho Cucamonga, CA, on the above date.

Chairperson Hofer called the meeting to order at 10:00 a.m. and he led the pledge of allegiance to the flag. A quorum was present.

INTRODUCTIONS

Chairperson Hofer stated that members of the public may address the Board. There were no persons desiring to address the Board of Directors.

Chairperson Hofer asked if there were any changes, additions, and/or deletions to the agenda. There were no changes/additions/deletions to the agenda.

CONSENT CALENDAR

Upon motion by Vice Chairperson Blickenstaff seconded by Director Finlay the motion carried:

M2019-11-1

The Board:

Approved the Consent Calendar:

1. Minutes from the May 6, 2019 regular meeting of the Board of Directors.
2. Investment and Disbursement Reports as submitted.

ACTION ITEMS

RESERVE POLICY

Ms. Valencia presented the Reserve Policy for fiscal year 2019/20. She stated the Policy is intended to define the restricted, designated and unrestricted reserve categories. She further stated these funds would be available to if needed during a catastrophic emergency or other unplanned financial requirements. Reserve balances and rates will be reviewed at the annual budget process.

Upon motion by Director Finlay, seconded by Vice Chairman Blickenstaff, the motion carried:

M2019-11-2
The Board:
Adopted Resolution 2019-11-1, approving the Reserve Policy for Fiscal Year 2019/20.

FISCAL YEAR 2019/20 PROPERTY INSURANCE POLICY RENEWAL

Mr. Ziegenbein requested the board to ratify the Property Insurance Policy renewal which exceeded the budgeted amount by \$142,000. He added that premiums have been increasing significantly due to catastrophic natural disasters throughout California. The Board asked staff to research property insurance purchase options to determine if lower cost options were available. Staff committed to provide an update at the February meeting and to have a list of options for Board consideration at the May meeting.

Upon motion by Director Finlay, seconded by Vice Chairman Blickenstaff, the motion carried:

M2019-11-3
The Board:
Adopted Resolution No 2019-11-1 approving the ratification and renewal of the Authority's property insurance for Fiscal Year 2019/20 for \$371,752 including fees and taxes; and Approve to amend the insurance budget for an additional \$142,000 to cover the increase in insurance premium.

FISCAL YEAR 2019/20 CARRY FORWARD BUDGET AMENDMENT

Ms. Valencia presented the carry forward budget amendment. She stated that this is a basic housekeeping item, and that the encumbrances are budgeted items that were in progress and expected to be completed during the current fiscal year. The budget increased by the total carry forward amount and does not change the tipping fees or capital contributions.

Upon motion by Vice Chairman Blickenstaff, seconded by Director Finlay, the motion carried:

M2019-11-4
The Board:
Approved the carry forward for open encumbrances and related budget in the amount of \$879,629 from Fiscal Year 2018/19 to Fiscal Year 2019/20.

WRITE-OFF OF UNCOLLECTIBLE RECEIVABLES FY 2019/20

Mr. Ziegenbein presented the write-off of uncollectible receivables for compost sales customers which have gone out of business. Discussion ensued regarding submitting these customers to a collection agency and staff agreed to look into options but noted that write-offs have been minimal as a percent of compost sales so believes the current system will likely be the most efficient moving forward.

Upon motion by Director Deshmukh, seconded by Director Ferrante, the motion carried:

M2019-11-5

The Board:

Approved the write-off of uncollectible receivables for the sale of compost in the amount of \$2,025.92.

FACILITY PAINTING CONTRACTOR

Mr. Ziegenbein stated that the board approved a budget for painting service, but a formal bid yielded an award recommendation that required a budget amendment. Mr. Ziegenbein stated that the selected contractor has been used through-out the Inland Empire Utilities Agency and that staff has witnessed this contractor work and were satisfied with the quality of work being done. Discussion followed asking if the selection process was the best option for this type of work.

Upon motion by Vice Chairman Blickenstaff, seconded by Director Ferrante, the motion was approved with Director Finlay opposed. The motion carried:

M2019-11-6

The Board:

1. Awarded a service contract for painting the facility building's exterior office exteriors and interiors, gates hydrants, and safety bollards to Tony Painting not-to-exceed the amount of \$153,750;
2. Increased project RA20006 by \$28,750 for a total budget of \$153,750; and
3. Authorized the Project Manager to finalize and execute the agreement.

PROJECT MANAGER'S REPORT

Mr. Ziegenbein stated that the facility has maintained full throughput levels and that compost sales have kept up with production. He continued to say that staff completed an air quality source test and that it continues to run at full compliance. He provided a maintenance update and discussed an improved engine filtration system that increased reliability and reduced maintenance costs on the loaders. He reported that the sales staff is currently servicing over 100 active customers and that the IERCA's customer base is currently 65% landscape markets and 30% agriculture with 5% going to the give back program.

**TREASURER'S REPORT OF FINANCIAL AFFAIRS FOR THE QUARTER ENDED JUNE 30, 2019
AND QUARTER ENDED SEPTEMBER 30, 2019**

Ms. Valencia presented two Financial Affairs reports for quarters ended June 30, 2019 and September 30, 2019. She stated that the investment average of return in June 2019, was 1.759 percent compared to the March 2019 yield of 1.707 percent. She went on to present the September investment average rate of return was 1.732 percent compared to the June 2019 yield of 1.759 percent. Interest earnings on the Authority's investment portfolio totaled \$20,693 for the year from July 2019 through September 2019.

CAPITAL PROJECT UPDATE

Mr. Ziegenbein introduced James Spears, Associate Engineer, IEUA. Mr. Spears presented a PowerPoint presentation update on the Compost Screen Plant #1 Replacement stating that the overall project is 95% complete and that it should be completed by the end of November 2019. Mr. Spears stated that the next project starting at IERCA soon will be the Screening Area Ductwork replacement. This project is in Phase 2 Design Build. He stated that this project is at 10% complete and is anticipated to be completed by November 2019. Mr. Ziegenbein also stated that there is another capital project to cover the wash pad. This project is at 5% complete and should be completed early next year.

DIRECTORS' COMMENTS


With no further business, Chairperson Hofer adjourned the meeting at 11:36 a.m.

Victoria Stone, Recording Secretary
APPROVED: February 3, 2020

CONSENT
CALENDAR
ITEM

2B



Date: February 3, 2020
To: Honorable Board of Directors
From: Christina Valencia 
Treasurer
Subject: Investment and Disbursement Report

RECOMMENDATION

It is recommended that the Board of Directors approve for the months of October 2019 - December 2019:

1. Total disbursements in the amount of \$2,933,964.03.
2. There were no new investments during October 1, 2019 - December 31, 2019.

BACKGROUND

The October – December 2019 disbursement activity includes check numbers 8025-8169 in the amount of \$867,596.16 for vendor payments. A detailed listing of the check register and electronic disbursements (ACH/Wire) is attached.

The total amount of ACH and Wire Transfer payments is \$ 2,066,367.87.

Payment Type	Checks From – To	Transactions	Total Amount
Check	8025-8169	145	\$ 867,596.16
ACH		71	\$ 2,064,007.87
Wire Transfer		1	\$ 2360.00
TOTAL		217	\$2,933,964.03

PRIOR BOARD ACTION

None.

IMPACT ON BUDGET

The total cash and position of the Authority is reduced as a result of paying authorized expenditures.

Bank	CBB	CITIZENS BUSINESS BANK	ONTARIO CA 917610000
Bank Key	122234149		
Acct number	CHECK	231157042	

Check

Check number from to	Payment	Pmnt date	Crcy	Amount paid (FC)	Recipient/void reason code	Enca./void
008025	2200010771	10/03/2019	USD	2,302.57	AEROTEK INC ATLANTA GA	10/07/2019
008026	2200010766	10/03/2019	USD	1,184.06	APPLIED INDUSTRIAL TECHNOLOGIEPASADENA CA	10/07/2019
008027	2200010770	10/03/2019	USD	192.46	GRAINGER PALATINE IL	10/09/2019
008028	2200010769	10/03/2019	USD	322.87	INTERSTATE BATTERY SYSTEM ALTA LOMA CA	10/09/2019
008029	2200010772	10/03/2019	USD	10,883.75	KVAC ENVIRONMENTAL SERVICES INRANCHO CUCAMONGA CA	10/08/2019
008030	2200010768	10/03/2019	USD	685.65	PETE'S ROAD SERVICE FULLERTON CA	10/08/2019
008031	2200010767	10/03/2019	USD	462.00	SOUTHWEST ALARM SERVICE UPLAND CA	10/08/2019
008032	2200010790	10/10/2019	USD	2,834.00	AEROTEK INC ATLANTA GA	10/15/2019
008033	2200010792	10/10/2019	USD	683.90	ALLIED UNIVERSAL SECURITY SERVSPASADENA CA	10/15/2019
008034	2200010787	10/10/2019	USD	5,471.64	APPLIED INDUSTRIAL TECHNOLOGIEPASADENA CA	10/15/2019
008035	2200010797	10/10/2019	USD	19,651.56	ARBON EQUIPMENT CORPORATION CHICAGO IL	10/17/2019
008036	2200010799	10/10/2019	USD	1,024.92	BURRTEC WASTE INDUSTRIES INC FONTANA CA	10/17/2019
008037	2200010791	10/10/2019	USD	375.00	CDFA / DMS SACRAMENTO CA	10/18/2019
008038	2200010798	10/10/2019	USD	407.31	CUCAMONGA VALLEY WATER DISTRICTLOS ANGELES CA	10/16/2019
008039	2200010794	10/10/2019	USD	250.00	DAVID WHEELER'S PEST CONTROL, NORCO CA	10/17/2019
008040	2200010788	10/10/2019	USD	49.51	GRAINGER PALATINE IL	10/16/2019
008041	2200010786	10/10/2019	USD	3,337.92	HARRINGTON INDUSTRIAL PLASTICSCHINO CA	10/16/2019
008042	2200010789	10/10/2019	USD	60.86	KONICA MINOLTA BUSINESS SOLUTIPASADENA CA	10/17/2019
008043	2200010793	10/10/2019	USD	16,004.41	RDO EQUIPMENT COMPANY LAKESIDE CA	10/17/2019
008044	2200010795	10/10/2019	USD	829.00	TRICO CORPORATION PEWAUKEE WI	10/16/2019
008045	2200010796	10/10/2019	USD	1,056.21	VIRAMONTES EXPRESS INC CORONA CA	10/21/2019
008046	2200010818	10/17/2019	USD	2,432.18	AEROTEK INC ATLANTA GA	10/22/2019
008047	2200010813	10/17/2019	USD	403.66	APPLIED INDUSTRIAL TECHNOLOGIEPASADENA CA	10/21/2019
008048	2200010825	10/17/2019	USD	984.71	BRIGHTVIEW LANDSCAPE SERVICES PASADENA CA	10/22/2019
008049	2200010817	10/17/2019	USD	2,516.04	CHAMPION FIRE SYSTEMS INC RANCHO CUCAMONGA CA	10/23/2019
008050	2200010819	10/17/2019	USD	1,762.88	CUTTING EDGE SUPPLY CO COLTON CA	10/22/2019
008051	2200010815	10/17/2019	USD	15.00	DEPT OF TOXIC SUBSTANCES CONTRSACRAMENTO CA	11/13/2019
008052	2200010816	10/17/2019	USD	212.79	GRAINGER PALATINE IL	10/23/2019
008053	2200010827	10/17/2019	USD	25,700.00	JJ ROOFING RIVERSIDE CA	10/22/2019
008054	2200010820	10/17/2019	USD	19,723.75	KVAC ENVIRONMENTAL SERVICES INRANCHO CUCAMONGA CA	10/24/2019
008055	2200010821	10/17/2019	USD	3,171.62	PRISM ENTERPRISES LAUGHLIN NV	10/25/2019
008056	2200010824	10/17/2019	USD	63,752.83	RDO EQUIPMENT COMPANY LAKESIDE CA	10/22/2019
008057	2200010823	10/17/2019	USD	153.37	READY REFRESH BY NESTLE LOUISVILLE KY	10/28/2019
008058	2200010814	10/17/2019	USD	462.00	SOUTHWEST ALARM SERVICE UPLAND CA	10/22/2019
008059	2200010822	10/17/2019	USD	2,938.22	U S BANK ST LOUIS MO	10/24/2019
008060	2200010826	10/17/2019	USD	429.84	VIRAMONTES EXPRESS INC CORONA CA	10/29/2019
008061	2200010832	10/23/2019	USD	29,312.00	AON RISK INSURANCE SERVICES WELCS ANGELES CA	10/28/2019
008062	2200010842	10/24/2019	USD	2,156.28	AEROTEK INC ATLANTA GA	10/28/2019
008063	2200010845	10/24/2019	USD	707.04	AMERICAN PRINTING & PROMOTIONSCHINO CA	11/01/2019
008064	2200010839	10/24/2019	USD	268.06	APPLIED INDUSTRIAL TECHNOLOGIEPASADENA CA	10/28/2019
008065	2200010841	10/24/2019	USD	400.87	CINTAS FIRST AID & SAFETY LOCCINCINNATI OH	10/31/2019
008066	2200010843	10/24/2019	USD	2,550.57	CUTTING EDGE SUPPLY CO COLTON CA	10/29/2019
008067	2200010844	10/24/2019	USD	278.48	DEPT OF FOOD AND AGRICULTURE SACRAMENTO CA	11/18/2019
008068	2200010837	10/24/2019	USD	627.45	HOME DEPOT CREDIT SERVICES PHOENIX AZ	10/29/2019

Bank	CBB	CITIZENS BUSINESS BANK	ONTARIO CA	917610000
Bank Key	122234149			
Acct number	CHECK	231157042		

Check						
Check number from to	Payment	Pmnt date	Crcy	Amount paid (FC)	Recipient/void reason code	Enca./void
008069	2200010838	10/24/2019	USD	5,549.76	KAMAN INDUSTRIAL TECHNOLOGIES LOS ANGELES CA	10/28/2019
008070	2200010840	10/24/2019	USD	124.28	KONICA MINOLTA BUSINESS SOLUTIPASADENA CA	10/28/2019
008071	2200010846	10/24/2019	USD	2,471.58	RDO EQUIPMENT COMPANY LAKESIDE CA	10/29/2019
008072	2200010847	10/24/2019	USD	188.57	VIRAMONTES EXPRESS INC CORONA CA	11/01/2019
008073	2200010863	10/31/2019	USD	2,793.40	AEROTEK INC ATLANTA GA	11/04/2019
008074	2200010866	10/31/2019	USD	683.90	ALLIED UNIVERSAL SECURITY SERVVPASADENA CA	11/04/2019
008075	2200010857	10/31/2019	USD	1,330.50	APPLIED INDUSTRIAL TECHNOLOGIEPASADENA CA	11/04/2019
008076	2200010869	10/31/2019	USD	418.20	BRIGHTVIEW LANDSCAPE SERVICES PASADENA CA	11/04/2019
008077	2200010861	10/31/2019	USD	9,724.00	CHINO BASIN WATER CONSERVATIONMONTCLAIR CA	11/07/2019
008078	2200010860	10/31/2019	USD	2,443.00	DELL MARKETING L P PASADENA CA	11/04/2019
008079	2200010859	10/31/2019	USD	30.00	GRAINGER PALATINE IL	11/05/2019
008080	2200010856	10/31/2019	USD	231.31	HOME DEPOT CREDIT SERVICES PHOENIX AZ	11/05/2019
008081	2200010871	10/31/2019	USD	608.14	MODULAR BUILDING CONCEPTS INC POWAY CA	11/05/2019
008082	2200010864	10/31/2019	USD	3,496.84	PANTHER PROTECTION ORANGE CA	11/05/2019
008083	2200010858	10/31/2019	USD	28.59	PETTY CASH EXPENDITURES CHINO CA	11/07/2019
008084	2200010868	10/31/2019	USD	48,311.17	PRECISION MACHINE & MANUFACTUREUGENE OR	11/05/2019
008085	2200010867	10/31/2019	USD	795.08	RDO EQUIPMENT COMPANY LAKESIDE CA	11/05/2019
008086	2200010865	10/31/2019	USD	397.00	SOIL CONTROL LAB WATSONVILLE CA	12/09/2019
008087	2200010862	10/31/2019	USD	588.82	VERIZON WIRELESS DALLAS TX	11/12/2019
008088	2200010870	10/31/2019	USD	5,815.15	VIRAMONTES EXPRESS INC CORONA CA	11/08/2019
008089	2200010892	11/07/2019	USD	2,593.52	AEROTEK INC ATLANTA GA	11/12/2019
008090	2200010887	11/07/2019	USD	14,017.07	APPLIED INDUSTRIAL TECHNOLOGIEPASADENA CA	11/12/2019
008091	2200010895	11/07/2019	USD	43,407.09	FLUKE ELECTRONICS CORPORATION CHICAGO IL	11/12/2019
008092	2200010889	11/07/2019	USD	142.50	GRAINGER PALATINE IL	11/12/2019
008093	2200010886	11/07/2019	USD	129.30	HAAKER EQUIPMENT COMPANY LA VERNE CA	11/18/2019
008094	2200010888	11/07/2019	USD	733.84	INTERSTATE BATTERY SYSTEM ALTA LOMA CA	11/15/2019
008095	2200010890	11/07/2019	USD	10.60	KONICA MINOLTA BUSINESS SOLUTIPASADENA CA	11/12/2019
008096	2200010893	11/07/2019	USD	20,147.50	KVAC ENVIRONMENTAL SERVICES INRANCHO CUCAMONGA CA	11/14/2019
008097	2200010900	11/07/2019	USD	305.33	LATEST CONCEPTS INC MURRIETA CA	11/12/2019
008098	2200010899	11/07/2019	USD	37.63	LUBRA TECH EL CAJON CA	11/15/2019
008099	2200010897	11/07/2019	USD	34,108.53	RDO EQUIPMENT COMPANY LAKESIDE CA	11/14/2019
008100	2200010896	11/07/2019	USD	391.00	RIVERSIDE COUNTY RIVERSIDE CA	11/14/2019
008101	2200010894	11/07/2019	USD	750.00	US COMPOSTING COUNCIL RESTON VA	11/25/2019
008102	2200010898	11/07/2019	USD	649.64	VIRAMONTES EXPRESS INC CORONA CA	11/25/2019
008103	2200010891	11/07/2019	USD	198.00	VORTEX INDUSTRIES INC PASADENA CA	11/14/2019
008104	2200010911	11/14/2019	USD	2,688.30	AEROTEK INC ATLANTA GA	11/18/2019
008105	2200010909	11/14/2019	USD	3,961.72	APPLIED INDUSTRIAL TECHNOLOGIEPASADENA CA	11/18/2019
008106	2200010912	11/14/2019	USD	5,000.00	ASSOC OF COMPOST PRODUCERS (ACLA MESA CA	11/19/2019
008107	2200010919	11/14/2019	USD	1,024.92	BURRTEC WASTE INDUSTRIES INC FONTANA CA	11/20/2019
008108	2200010916	11/14/2019	USD	2,142.00	CARRIER CORPORATION CHICAGO IL	11/19/2019
008109	2200010918	11/14/2019	USD	403.49	CUCAMONGA VALLEY WATER DISTRICTLOS ANGELES CA	11/19/2019
008110	2200010910	11/14/2019	USD	198.33	GRAINGER PALATINE IL	11/19/2019
008111	2200010908	11/14/2019	USD	1,256.76	HOME DEPOT CREDIT SERVICES PHOENIX AZ	11/19/2019
008112	2200010915	11/14/2019	USD	57,330.00	RDO EQUIPMENT COMPANY LAKESIDE CA	11/20/2019

Bank	CBB	CITIZENS BUSINESS BANK	ONTARIO CA	917610000
Bank Key	122234149			
Acct number	CHECK	231157042		

Check

Check number from to	Payment	Print date	Crcy	Amount paid (FC)	Recipient/void reason code	Enca./void
008113	2200010914	11/14/2019	USD	397.00	SOIL CONTROL LAB WATSONVILLE CA	12/09/2019
008114	2200010913	11/14/2019	USD	609.22	URIMAGE BLOOMINGTON CA	11/19/2019
008115	2200010917	11/14/2019	USD	1,791.96	VIRAMONTES EXPRESS INC CORONA CA	12/06/2019
008116	2200010935	11/21/2019	USD	2,690.74	AEROTEK INC ATLANTA GA	11/26/2019
008117	2200010931	11/21/2019	USD	3,432.43	APPLIED INDUSTRIAL TECHNOLOGIEPASADENA CA	11/25/2019
008118	2200010940	11/21/2019	USD	83,713.05	BAGHOUSE & INDUSTRIAL SHEET MECORONA CA	11/26/2019
008119	2200010938	11/21/2019	USD	1,055.00	CARRIER CORPORATION CHICAGO IL	11/26/2019
008120	2200010933	11/21/2019	USD	1,313.50	FAIRBANKS SCALES INC KANSAS CITY MO	11/26/2019
008121	2200010936	11/21/2019	USD	1,078.52	KVAC ENVIRONMENTAL SERVICES INRANCHO CUCAMONGA CA	11/30/2019
008122	2200010939	11/21/2019	USD	15,048.81	RESOURCE MACHINERY & ENGINEERIVENTURA CA	11/25/2019
008123	2200010932	11/21/2019	USD	462.00	SOUTHWEST ALARM SERVICE UPLAND CA	11/26/2019
008124	2200010941	11/21/2019	USD	591.00	TRICO CORPORATION PEWAUKEE WI	11/26/2019
008125	2200010937	11/21/2019	USD	1,361.81	U S BANK ST LOUIS MO	11/29/2019
008126	2200010934	11/21/2019	USD	555.91	VERIZON WIRELESS DALLAS TX	11/30/2019
008127	2200010959	11/26/2019	USD	2,773.10	AEROTEK INC ATLANTA GA	12/02/2019
008128	2200010955	11/26/2019	USD	14,040.52	APPLIED INDUSTRIAL TECHNOLOGIEPASADENA CA	12/02/2019
008129	2200010965	11/26/2019	USD	418.20	BRIGHTVIEW LANDSCAPE SERVICES PASADENA CA	12/02/2019
008130	2200010963	11/26/2019	USD	340.00	CARRIER CORPORATION CHICAGO IL	12/04/2019
008131	2200010958	11/26/2019	USD	347.28	CINTAS FIRST AID & SAFETY LOCCINCINNATI OH	12/03/2019
008132	2200010964	11/26/2019	USD	31.00	DAVID WHEELER'S PEST CONTROL, NORCO CA	12/03/2019
008133	2200010960	11/26/2019	USD	727.43	FLUKE ELECTRONICS CORPORATION CHICAGO IL	12/02/2019
008134	2200010956	11/26/2019	USD	123.41	GRAINGER PALATINE IL	12/02/2019
008135	2200010957	11/26/2019	USD	18.18	KONICA MINOLTA BUSINESS SOLUTIPASADENA CA	12/04/2019
008136	2200010962	11/26/2019	USD	14,864.13	RDO EQUIPMENT COMPANY LAKESIDE CA	12/03/2019
008137	2200010961	11/26/2019	USD	400.86	READY REFRESH BY NESTLE LOUISVILLE KY	12/16/2019
008138	2200010966	11/26/2019	USD	1,228.43	VIRAMONTES EXPRESS INC CORONA CA	12/06/2019
008139	2200010984	12/05/2019	USD	2,477.73	AEROTEK INC ATLANTA GA	12/10/2019
008140	2200010985	12/05/2019	USD	683.90	ALLIED UNIVERSAL SECURITY SERVVPASADENA CA	12/09/2019
008141	2200010981	12/05/2019	USD	12,313.73	APPLIED INDUSTRIAL TECHNOLOGIEPASADENA CA	12/09/2019
008142	2200010980	12/05/2019	USD	712.50	CITY RENTALS INC ONTARIO CA	12/11/2019
008143	2200010982	12/05/2019	USD	2,349.09	GRAINGER PALATINE IL	12/11/2019
008144	2200010983	12/05/2019	USD	240.69	KONICA MINOLTA BUSINESS SOLUTIPASADENA CA	12/11/2019
008145	2200010986	12/05/2019	USD	3,489.58	VIRAMONTES EXPRESS INC CORONA CA	12/19/2019
008146	2200011000	12/12/2019	USD	2,752.80	AEROTEK INC ATLANTA GA	12/17/2019
008147	2200010998	12/12/2019	USD	1,752.83	APPLIED INDUSTRIAL TECHNOLOGIEPASADENA CA	12/16/2019
008148	2200011004	12/12/2019	USD	1,024.92	BURRTEC WASTE INDUSTRIES INC FONTANA CA	12/19/2019
008149	2200011003	12/12/2019	USD	403.49	CUCAMONGA VALLEY WATER DISTRICLOS ANGELES CA	12/17/2019
008150	2200010999	12/12/2019	USD	251.83	GRAINGER PALATINE IL	12/18/2019
008151	2200011001	12/12/2019	USD	5,960.80	RDO EQUIPMENT COMPANY LAKESIDE CA	12/17/2019
008152	2200011002	12/12/2019	USD	406.00	TRICO CORPORATION PEWAUKEE WI	12/17/2019
008153	2200011026	12/19/2019	USD	4,963.80	AEROTEK INC ATLANTA GA	12/24/2019
008154	2200011019	12/19/2019	USD	10,420.96	APPLIED INDUSTRIAL TECHNOLOGIEPASADENA CA	12/24/2019
008155	2200011030	12/19/2019	USD	129,344.40	BAGHOUSE & INDUSTRIAL SHEET MECORONA CA	12/24/2019
008156	2200011025	12/19/2019	USD	370.57	CINTAS FIRST AID & SAFETY LOCCINCINNATI OH	12/27/2019

Bank		CBB	CITIZENS BUSINESS BANK		ONTARIO CA 917610000	
Bank Key		122234149				
Acct number		CHECK	231157042			
Check						
Check number from to	Payment	Pmnt date	Crcy	Amount paid (FC)	Recipient/void reason code	Enca./void
008157	2200011022	12/19/2019	USD	313.69	GRAINGER PALATINE IL	12/26/2019
008158	2200011018	12/19/2019	USD	635.70	HOME DEPOT CREDIT SERVICES PHOENIX AZ	12/27/2019
008159	2200011021	12/19/2019	USD	471.30	INTERSTATE BATTERY SYSTEM ALTA LOMA CA	12/30/2019
008160	2200011023	12/19/2019	USD	8.06	KONICA MINOLTA BUSINESS SOLUTIPASADENA CA	12/27/2019
008161	2200011033	12/19/2019	USD	1,216.28	MODULAR BUILDING CONCEPTS INC POWAY CA	12/27/2019
008162	2200011034	12/19/2019	USD	1,856.00	MONTROSE AIR QUALITY SERVICES LOS ANGELES CA	12/24/2019
008163	2200011029	12/19/2019	USD	10,989.71	RDO EQUIPMENT COMPANY LAKESIDE CA	12/24/2019
008164	2200011028	12/19/2019	USD	122.67	READY REFRESH BY NESTLE LOUISVILLE KY	
008165	2200011020	12/19/2019	USD	462.00	SOUTHWEST ALARM SERVICE UPLAND CA	12/24/2019
008166	2200011031	12/19/2019	USD	1,014.00	TRICO CORPORATION PEWAUKEE WI	12/24/2019
008167	2200011027	12/19/2019	USD	472.58	U S BANK ST LOUIS MO	12/27/2019
008168	2200011024	12/19/2019	USD	559.41	VERIZON WIRELESS DALLAS TX	12/24/2019
008169	2200011032	12/19/2019	USD	13,456.05	VIRAMONTES EXPRESS INC CORONA CA	01/03/2020
* Payment method Check			USD	867,596.16		

Check	Payee / Description		Amount
ACH	BERNELL HYDRAULICS		
	Hex/Square Head Plugs	0364699-IN	45.27
	MFors Plugs	0364823-IN	1,218.11
	Hose, Swivels	0364822-IN	204.57

	BERNELL HYDRAULICS	\$	1,467.95
ACH	OWNS ENERGY		
	2,717.40 Gals Red Dyed Diesel Fuel	0255456-IN	6,858.67

	OWNS ENERGY	\$	6,858.67
ACH	R & S INDUSTRIAL FIELD SERVICE		
	Repair Roof Tiles	2838	7,191.00

	R & S INDUSTRIAL FIELD SERVICE	\$	7,191.00
ACH	AMAZON BUSINESS		
	Drill Bit,	17JD-JFKG-1JX	115.03
	LED Mini Light Bar	173M-7JK9-F3T	215.49
	Ethernet Cable	1KJG-9HR3-3P6	33.68

	AMAZON BUSINESS	\$	364.20
ACH	WAXIE SANITARY SUPPLY		
	Cups, Towels, Soap, Glass Cleaner, Toilet Pa	78558852	1,007.93

	WAXIE SANITARY SUPPLY	\$	1,007.93
ACH	BERNELL HYDRAULICS		
	Hose, Swivels	0364429-IN	206.64

	BERNELL HYDRAULICS	\$	206.64
ACH	PALM AUTO DETAIL INC		
	9/19 Carwash for RCA Vehicles	19999-1	523.80

	PALM AUTO DETAIL INC	\$	523.80
ACH	REOTEMP INSTRUMENTS CORP		
	Spare Battery Holders, Battery Retention	0275880-IN	69.52

	REOTEMP INSTRUMENTS CORP	\$	69.52
ACH	R & S INDUSTRIAL FIELD SERVICE		
	Insatall Water Line to Sprinkler Valve	2522	24,192.00

	R & S INDUSTRIAL FIELD SERVICE	\$	24,192.00
ACH	EGGLETON TRUCKING INC.		
	9/25-9/27/19-Compost Hauling	3221	2,217.60

	EGGLETON TRUCKING INC.	\$	2,217.60
ACH	BROFIL CLEAN AIR SOLUTIONS LLC		
	Electric Pump, Distributors, Hose Studs, Ch 19-138		6,510.86

	BROFIL CLEAN AIR SOLUTIONS LLC	\$	6,510.86

Check	Payee / Description		Amount
ACH	SOLAR STAR CALIFORNIA VI LLC 8/19 Solar 12811 Sixth St	E02M0612-3004	15,380.72
			- - - - -
	SOLAR STAR CALIFORNIA VI LLC	\$	15,380.72
ACH	INLAND EMPIRE UTILITIES AGENCY 8/19 Bldg Lease Pymt 8/19 NRW Charges	90024968 90025062	6,589.84 3,109.20
			- - - - -
	INLAND EMPIRE UTILITIES AGENCY	\$	9,699.04
ACH	BERNELL HYDRAULICS Hose,Seal Lok Swivels	0365397-IN	164.05
			- - - - -
	BERNELL HYDRAULICS	\$	164.05
ACH	INDUSTRIAL SUPPLY CO Nuts,Bolts,Screws	1377	132.00
			- - - - -
	INDUSTRIAL SUPPLY CO	\$	132.00
ACH	REOTEMP INSTRUMENTS CORP Battery Clips,Spare Battery Holders	0274958-IN	472.41
			- - - - -
	REOTEMP INSTRUMENTS CORP	\$	472.41
ACH	ALTA FOODCRAFT COFFEE Coffee	51918986	64.00
			- - - - -
	ALTA FOODCRAFT COFFEE	\$	64.00
ACH	DOWNS ENERGY 3,987.70 Gals Red Dyed Diesel Fuel	0256424-IN	10,514.12
			- - - - -
	DOWNS ENERGY	\$	10,514.12
ACH	EGGLETON TRUCKING INC. 10/7-10/11/19-Compost Hauling 9/30-10/4/19-Compost Hauling	3223 3222	14,352.03 11,753.28
			- - - - -
	EGGLETON TRUCKING INC.	\$	26,105.31
ACH	AMAZON BUSINESS Motor,Fan Blade Otter Box Case f/iPhone Office Chair,Wireless Door Chime,T-Tap C Launch Scan Tool,Adapter	1D43-31LJ-3KY 1NPW-HWWM-MDY 1Y6M-LLR6-4M4 17TY-YXR7-Y61	64.55 27.68 113.56 257.77
			- - - - -
	AMAZON BUSINESS	\$	463.56
ACH	Inland Empire Utilities Agency 7/19 Labor Expenses 7/19 O&M Expenses	SAP0719-RCAL& SAP0719-RCAO&	373,980.04 3,178.61
			- - - - -
	Inland Empire Utilities Agency	\$	377,158.65
ACH	COUNTY SANITATION DISTRICTS OF 8/19 Prjct Adm Lbr/Bnfts	24988	67.38

Check	Payee / Description	Amount
	COUNTY SANITATION DISTRICTS OF\$	67.38
ACH	BERNELL HYDRAULICS Tough Hose, Seal Lok Swivels 0365935-IN	124.79
	BERNELL HYDRAULICS \$	124.79
ACH	PRIORITY BUILDING SERVICES LLC 9/19 Janitorial Service Fee 66028	1,192.97
	PRIORITY BUILDING SERVICES LLC\$	1,192.97
ACH	MCMASTER-CARR SUPPLY CO Threaded Hex Standoffs, Pan Head Screws 19760367	565.65
	MCMASTER-CARR SUPPLY CO \$	565.65
ACH	BERNELL HYDRAULICS Tough Hose, Seal Lok Swivel 0367376-IN	250.92
	BERNELL HYDRAULICS \$	250.92
ACH	PALM AUTO DETAIL INC 10/19 Carwash for RCA Vehicles 191099-1	654.75
	PALM AUTO DETAIL INC \$	654.75
ACH	REOTEMP INSTRUMENTS CORP EcoProbe 0278004-IN	282.01
	REOTEMP INSTRUMENTS CORP \$	282.01
ACH	DOWNS ENERGY 2,466.70 Gals Red Dyed Diesel Fuel 0256968-IN	6,688.74
	DOWNS ENERGY \$	6,688.74
ACH	EGGLETON TRUCKING INC. 10/15/19-Compost Hauling 3224	1,203.84
	EGGLETON TRUCKING INC. \$	1,203.84
ACH	AMAZON BUSINESS Smart Glow Fuse 1MNH-W1T7-XV3 31.96 Fuse Blades 1DV3-4V3K-LNL 7.10 Toner Cartridges 1QR1-FFQV-JRK 967.56 USB Flash Drives, Holster Combo Case 1LKK-MGHJ-M4T 75.18 Credit f/USB Flash Drive-Inv 1LKK-MGHJ-M 1GPX-TN6R-JW9 43.09	
	AMAZON BUSINESS \$	1,038.71
ACH	SOLAR STAR CALIFORNIA VI LLC 9/19 Solar 12811 Sixth St E02M0612-3075	13,485.68
	SOLAR STAR CALIFORNIA VI LLC \$	13,485.68
ACH	Inland Empire Utilities Agency Online Reconciliation Posting CO->FI	157.95-

Check	Payee / Description		Amount
	8/19 Labor Expenses	SAP0819-RCAL&	356,127.48
	8/19 O&M Expenses	SAP0819-RCAO&	111,999.79
			- - - - -
	Inland Empire Utilities Agency\$		467,969.32
ACH	INLAND EMPIRE UTILITIES AGENCY		
	9/19 NRW Charges	90025226	3,471.42
	9/19 Bldg Lease Pymt	90025248	6,589.84
			- - - - -
	INLAND EMPIRE UTILITIES AGENCY\$		10,061.26
ACH	BERNELL HYDRAULICS		
	Chain w/Grab Hook, Pull Plate	0367375-IN	859.81
			- - - - -
	BERNELL HYDRAULICS	\$	859.81
ACH	EGGLETON TRUCKING INC.		
	10/21-11/1/19-Compost Hauling	3225	11,319.66
			- - - - -
	EGGLETON TRUCKING INC.	\$	11,319.66
ACH	WAXIE SANITARY SUPPLY		
	Shop Towels, Paper Towels, Cups, Lids, Toile	78652469	556.43
			- - - - -
	WAXIE SANITARY SUPPLY	\$	556.43
ACH	MCMASTER-CARR SUPPLY CO		
	Ring Terminal, Quick Disconnect, Distilled	21560214	203.07
			- - - - -
	MCMASTER-CARR SUPPLY CO	\$	203.07
ACH	INDUSTRIAL SUPPLY CO		
	Slyde King, Nuts, Bolts	1611	436.01
	Nuts, Bolts	1642	200.95
			- - - - -
	INDUSTRIAL SUPPLY CO	\$	636.96
ACH	PEST OPTIONS INC		
	7/19-10/19 Weed Control Svcs	336140	296.40
			- - - - -
	PEST OPTIONS INC	\$	296.40
ACH	ALTA FOODCRAFT COFFEE		
	Coffee, Coffeemate, Splenda, Cocoa, Tea, Stir	51920998	211.97
			- - - - -
	ALTA FOODCRAFT COFFEE	\$	211.97
ACH	EGGLETON TRUCKING INC.		
	11/4-11/18/19-Compost Hauling	3226	13,444.20
			- - - - -
	EGGLETON TRUCKING INC.	\$	13,444.20
ACH	BERNELL HYDRAULICS		
	Sledge Hammer Hose, Band Clamps, Air Brake	0366787-IN	297.52
			- - - - -
	BERNELL HYDRAULICS	\$	297.52
ACH	INDUSTRIAL SUPPLY CO		
	Slyde King Holsters	1653	34.48

Check	Payee / Description		Amount
	Bolts	1690	31.09
	INDUSTRIAL SUPPLY CO	\$	65.57
ACH	DOWNS ENERGY 2,853.80 Gals Red Dyed Diesel Fuel	0257798-IN	7,912.16
	DOWNS ENERGY	\$	7,912.16
ACH	EGGLETON TRUCKING INC. 11/11-11/15/19-Compost Hauling	3227	10,755.36
	EGGLETON TRUCKING INC.	\$	10,755.36
ACH	PRIORITY BUILDING SERVICES LLC 10/19 Janitorial Service Fee	66424	1,059.81
	PRIORITY BUILDING SERVICES LLC	\$	1,059.81
ACH	AMAZON BUSINESS Industrial Lithium Cell Batteries Dial Caliper Heavy Duty Hose Micrometer Set, Telescoping Gauge Lift Level Block Chain Hoist	1W63-HCJV-9L9 14QN-WKKK-CTR 1YWW-VJFC-7RH 1PNK-933C-H7F 1Q6G-DKTW-11K	188.38 99.08 582.78 1,605.63 206.86
	AMAZON BUSINESS	\$	2,682.73
ACH	INLAND EMPIRE UTILITIES AGENCY 7/19-9/19 Chemical Oxygen Demand Charges	90025395	4,705.32
	INLAND EMPIRE UTILITIES AGENCY	\$	4,705.32
ACH	BERNELL HYDRAULICS Hose, Swivels, Clamps	0369007-IN	235.71
	BERNELL HYDRAULICS	\$	235.71
ACH	PALM AUTO DETAIL INC 11/19 Carwash for RCA Vehicles	191199-1	523.80
	PALM AUTO DETAIL INC	\$	523.80
ACH	EGGLETON TRUCKING INC. 11/18-11/22/19-Compost Hauling	3228	13,060.08
	EGGLETON TRUCKING INC.	\$	13,060.08
ACH	AMAZON BUSINESS Wire Bound Planner Kit Flushometer, Urinal Rebuild Kit, Flushomet Coffee Brewer Electrical Equipment Maint 2019 Manual Bar Soap Credit-Daily Ring-Bound Planner 2020-1TK Daily Ring-Bound Planner 2020	1V4H-KWCC-1T1 17JX-YHC6-H1P 1PCW-QW97-LVX 16KP-F3RQ-D64 1KJ1-G9R7-DTH 1PTC-NGNX-Q3K 1T6K-WXK1-TY1	63.52 178.69 343.38 134.69 45.26 61.36 61.36
	AMAZON BUSINESS	\$	765.54

Check	Payee / Description		Amount
ACH	SOLAR STAR CALIFORNIA VI LLC 10/19 Solar 12811 Sixth St	E02M0612-3145	19,286.90
	SOLAR STAR CALIFORNIA VI LLC	\$	19,286.90
ACH	Inland Empire Utilities Agency 9/19 Labor Expenses 9/19 O&M Expenses	SAP0919-RCAL& SAP0919-RCAO&	337,237.09 20,633.59
	Inland Empire Utilities Agency	\$	357,870.68
ACH	INLAND EMPIRE UTILITIES AGENCY 10/19 Bldg Lease Pymt	90025305	6,589.84
	INLAND EMPIRE UTILITIES AGENCY	\$	6,589.84
ACH	MCMASTER-CARR SUPPLY CO Resistors Carbon Film	21675989	93.15
	MCMASTER-CARR SUPPLY CO	\$	93.15
ACH	DOWNS ENERGY 2,871.60 Gals Red Dyed Diesel Fuel	0258567-IN	7,546.52
	DOWNS ENERGY	\$	7,546.52
ACH	EGGLETON TRUCKING INC. 11/25-11/27/19 Compost Hauling	3229	2,688.84
	EGGLETON TRUCKING INC.	\$	2,688.84
ACH	YORKE ENGINEERING LLC 8/19-10/19 Air Quality/Envrnmntl Complia 20554		3,840.00
	YORKE ENGINEERING LLC	\$	3,840.00
ACH	AMAZON BUSINESS Wire Bound Planner Kit Thermometer Guns,Interactive Pen Trng To Thermal Imaging Camera,Thermometer Guns Car Fuse Kit Emergency Roadside Flares Slow Down-15 MPH Speed Limit Signs	13F9-XQJR-9WJ 1QYN-LGQV-DXX 17PR-YGKQ-1M4 11YW-MQXH-MRK 19KC-MXFJ-3GV 1YNV-G3GM-TC9	73.22 343.77 490.09 31.96 31.24 320.10
	AMAZON BUSINESS	\$	1,290.38
ACH	INLAND EMPIRE UTILITIES AGENCY 10/19 NRW Charges	90025464	3,150.15
	INLAND EMPIRE UTILITIES AGENCY	\$	3,150.15
ACH	WAXIE SANITARY SUPPLY Towels,Liners,Toilet Paper,Dixie Cups,Ti	78730937	867.85
	WAXIE SANITARY SUPPLY	\$	867.85
ACH	MCMASTER-CARR SUPPLY CO Distilled Water	24154355	35.57

Check	Payee / Description		Amount
	MCMASTER-CARR SUPPLY CO	\$	35.57
ACH	PEST OPTIONS INC 11/19 Weed Control Svcs	338627	98.80
	PEST OPTIONS INC	\$	98.80
ACH	DOWNS ENERGY Hydraulic Oil	0258780-IN	1,736.51
	DOWNS ENERGY	\$	1,736.51
ACH	EGGLETON TRUCKING INC. 12/2-12/6/19 Compost Hauling 12/9-12/13/19 Compost Hauling	3230 3231	15,447.96 14,151.06
	EGGLETON TRUCKING INC.	\$	29,599.02
ACH	PRIORITY BUILDING SERVICES LLC 11/19 Janitorial Service Fee	66777	1,192.97
	PRIORITY BUILDING SERVICES LLC	\$	1,192.97
ACH	AMAZON BUSINESS Safety Shell Hoodies Fire Retardant Hooded Sweatshirt Safety Shell Hoodies Screwdriver Set, Wireless WiFi Adapter Mini Organizer Space Heater Safety Soft Shell Waterproof Hoodies	161Y-KG7M-974 17JC-LL6G-7PD 1VYV-T936-F6N 1RQ4-QKHJ-TVC 1YMC-4WWL-TXP 1H4T-LDXW-GCC 1X41-HDKV-QVL	454.60 174.53 193.92 94.79 25.30 53.84 410.81
	AMAZON BUSINESS	\$	1,407.79
ACH	NEXT STAGE ENGINEERING & CONST RA17007-11/19 Pay Est 3	PE 3-RA17007	29,051.00
	NEXT STAGE ENGINEERING & CONST	\$	29,051.00
ACH	Inland Empire Utilities Agency 10/19 O&M Expenses 10/19 Labor Expenses	SAP1019-RCAO& SAP1019-RCAL&	160,415.08 373,304.67
	Inland Empire Utilities Agency	\$	533,719.75

Grand Total Payment Amount: \$ 2,064,007.87

Check	Payee / Description	Amount
-------	---------------------	--------

Wire	STATE BOARD OF EQUALIZATION 7/1/19-9/30/19 State Sales/Use Tax-3rd Q 101-112048 9/	2,360.00
	STATE BOARD OF EQUALIZATION \$	2,360.00

Grand Total Payment Amount: \$ 2,360.00

Check	Payee / Description	Amount
-------	---------------------	--------

008025	AEROTEK INC Saldivar,D-W/E 9/7/19 33.0 Hours Valdez,D-W/E 9/7/19 33.0 Hours	OE01855163-A OE01855163-B	968.60 1,333.97 -----
	AEROTEK INC	\$	2,302.57
008026	APPLIED INDUSTRIAL TECHNOLOGIE Air Filters,Hydraulic Filters,Fuel Filte 7017105690		1,184.06 -----
	APPLIED INDUSTRIAL TECHNOLOGIE\$		1,184.06
008027	GRAINGER 12 Pairs Leather Palm Gloves Pressure Switch	9281803362 9283954601	75.51 116.95 -----
	GRAINGER	\$	192.46
008028	INTERSTATE BATTERY SYSTEM 2 Batteries	140030834	322.87 -----
	INTERSTATE BATTERY SYSTEM	\$	322.87
008029	KVAC ENVIRONMENTAL SERVICES IN 8/27/19 Waste Oil Pick Up/Disposal 9/5/19 Waste Oil Pick Up/Disposal	KS1908270 KS1909052	5,757.50 5,126.25 -----
	KVAC ENVIRONMENTAL SERVICES IN\$		10,883.75
008030	PETE'S ROAD SERVICE 5 Sport Trailer Tires	352842-00	685.65 -----
	PETE'S ROAD SERVICE	\$	685.65
008031	SOUTHWEST ALARM SERVICE September 2019 Monitoring Svc	067655	462.00 -----
	SOUTHWEST ALARM SERVICE	\$	462.00
008032	AEROTEK INC Valdez,D-W/E 9/14/19 40.0 Hours Saldivar,D-W/E 9/14/19 42.0 Hours	OE01858817-B OE01858817-A	1,592.80 1,241.20 -----
	AEROTEK INC	\$	2,834.00
008033	ALLIED UNIVERSAL SECURITY SERV 9/19 Patrol Svcs	9141594	683.90 -----
	ALLIED UNIVERSAL SECURITY SERV\$		683.90
008034	APPLIED INDUSTRIAL TECHNOLOGIE Precision Pulleys Sprockets Rollers Fuel Filter Cartridges Ammonia Methylamine Cartridges Flexco Secondary Cleaner Hy-T Wedges,Premalube Precision Pulleys	7017163696 7017165813 7017190022 7017190818 7017141217 7017163742 7017163734	151.10 808.28 87.76 161.37 2,012.54 2,189.44 61.15 -----

Check	Payee / Description		Amount
	APPLIED INDUSTRIAL TECHNOLOGIES		5,471.64
008035	ARBON EQUIPMENT CORPORATION Install Portafab Modular Office	2172015	19,651.56
	ARBON EQUIPMENT CORPORATION	\$	19,651.56
008036	BURRTEC WASTE INDUSTRIES INC 10/19 Trash Service	N2110732811	1,024.92
	BURRTEC WASTE INDUSTRIES INC	\$	1,024.92
008037	CDFA / DMS 2020 Weighmaster License Rnwl Fee	011794 2020	375.00
	CDFA / DMS	\$	375.00
008038	CUCAMONGA VALLEY WATER DISTRIC 8/21/19-9/18/19 12645 6th St-Lndscp	60386 9/19	164.79
	8/21/19-9/18/19 12645 6th St-Lndscp	60388 9/19	150.52
	8/21/19-9/18/19 12645 6th St-FrLn	60390 9/19	46.00
	8/21/19-9/18/19 12645 6th St-FrLn	60392 9/19	46.00
	CUCAMONGA VALLEY WATER DISTRIC	\$	407.31
008039	DAVID WHEELER'S PEST CONTROL, 9/12/19 Pest Control	43803	250.00
	DAVID WHEELER'S PEST CONTROL,	\$	250.00
008040	GRAINGER Tapered Bucket, Tap/Die Set	9291313287	192.01
	Credit f/Tap/Die Set-Inv 9291313287	9301207792	142.50
	GRAINGER	\$	49.51
008041	HARRINGTON INDUSTRIAL PLASTICS Pleated Filters	012J8892	3,337.92
	HARRINGTON INDUSTRIAL PLASTICS	\$	3,337.92
008042	KONICA MINOLTA BUSINESS SOLUTI Oper-8/19 Cpr Mnt, Ovrgr-C454e-ASC00110279	261260897	11.31
	Oper-6/19 Cpr Mnt, Ovrgr-C454e-ASC00110279	261260531	12.73
	Oper-7/19 Cpr Mnt, Ovrgr-C454e-ASC00110279	261260243	10.68
	Mnt-9/19 Cpr Ovrgr, Mnt-C454e-ASC001101195	9006052393	26.14
	KONICA MINOLTA BUSINESS SOLUTI	\$	60.86
008043	RDO EQUIPMENT COMPANY Rpr Loader-Ejector Bucket Valve Leak	W56618	254.90
	Wiper Arm	P40218	221.11
	Filter Element	P40219	31.90
	Air Filter	P40220	25.14
	Rpr Loader-Bucket Pin	W57484	2,302.43
	8/8/19-9/4/19 John Deere Loader Rental	R23580	12,923.00
	Cap	P40223	12.35
	LED Lights	P40222	225.28
	Elbow Fittings	P40221	8.30

Check	Payee / Description		Amount
	RDO EQUIPMENT COMPANY	\$	16,004.41
008044	TRICO CORPORATION 8/14/19-9/5/19 Oil Analysis	P52822	829.00
	TRICO CORPORATION	\$	829.00
008045	VIRAMONTES EXPRESS INC 8/30-9/3/19-Compost Hauling 9/6-9/9/19-Compost Hauling	115690 115757	679.07 377.14
	VIRAMONTES EXPRESS INC	\$	1,056.21
008046	AEROTEK INC Saldivar,D-W/E 9/21/19 33.75 Hours Valdez,D-W/E 9/21/19 36.50 Hours	OE01862620-A OE01862620-B	978.75 1,453.43
	AEROTEK INC	\$	2,432.18
008047	APPLIED INDUSTRIAL TECHNOLOGIE Lube Filters 2" Spockets	7017105265 7017209370	167.21 236.45
	APPLIED INDUSTRIAL TECHNOLOGIE	\$	403.66
008048	BRIGHTVIEW LANDSCAPE SERVICES Replace Irrigation Controller	3981287	984.71
	BRIGHTVIEW LANDSCAPE SERVICES	\$	984.71
008049	CHAMPION FIRE SYSTEMS INC Relocate Drain Valve	52313	2,516.04
	CHAMPION FIRE SYSTEMS INC	\$	2,516.04
008050	CUTTING EDGE SUPPLY CO Blade/Edge Set	COLINV083725	1,762.88
	CUTTING EDGE SUPPLY CO	\$	1,762.88
008051	DEPT OF TOXIC SUBSTANCES CONTR 2019 Haz Waste Manifest Fee-Non-Recycled VQ# 201922231		15.00
	DEPT OF TOXIC SUBSTANCES CONTR	\$	15.00
008052	GRAINGER Automotive Blade Fuse Kit	9297851595	212.79
	GRAINGER	\$	212.79
008053	JJ ROOFING Install Post Solar/Roof Repair	16500	25,700.00
	JJ ROOFING	\$	25,700.00
008054	KVAC ENVIRONMENTAL SERVICES IN 9/16-9/20/19 Pipeline Cleaning	KS1909143	19,723.75

Check	Payee / Description	Amount
	KVAC ENVIRONMENTAL SERVICES IN\$	19,723.75
008055	PRISM ENTERPRISES	
	Vartech Panel Display,Logic Supply,Smart SI-10803-DWN	3,171.62-
	Vartech Panel Display,Logic Supply,Smart SI-10803	6,343.24
	PRISM ENTERPRISES	\$ 3,171.62
008056	RDO EQUIPMENT COMPANY	
	Rpr Loader-Tilt Cylinder Leak W55771	2,111.12
	Rpr Loader-Axles/Differentials,Flush,Lea W56705	56,605.38
	Link,Pin P41528	3,042.54
	Gasket P40460	6.49
	Rpr Loader-A/C Unit Leak W57644	1,630.30
	Rpr Loader-Disbtribution Block Leak W57645	357.00
	RDO EQUIPMENT COMPANY	\$ 63,752.83
008057	READY REFRESH BY NESTLE	
	9/19 Bottled Water,Cooler 19I0029858982	153.37
	READY REFRESH BY NESTLE	\$ 153.37
008058	SOUTHWEST ALARM SERVICE	
	October 2019 Monitoring Svc 067932	462.00
	SOUTHWEST ALARM SERVICE	\$ 462.00
008059	U S BANK	
	*4246044555725724 9/19 Credit Card Chgs 5572 5724 9/1	2,938.22
	U S BANK	\$ 2,938.22
008060	VIRAMONTES EXPRESS INC	
	9/11-9/18/19-Compost Hauling 115812	429.84
	VIRAMONTES EXPRESS INC	\$ 429.84
008061	AON RISK INSURANCE SERVICES WE	
	10/20/19-10/20/20 General Liability 8700000547122	29,312.00
	AON RISK INSURANCE SERVICES WE\$	29,312.00
008062	AEROTEK INC	
	Pollare,J-W/E 9/28/19 16.0 Hours OE01866352-C	637.12
	Valdez,D-W/E 9/28/19 8.0 Hours OE01866352-B	318.56
	Saldivar,D-W/E 9/28/19 41.0 Hours OE01866352-A	1,200.60
	AEROTEK INC	\$ 2,156.28
008063	AMERICAN PRINTING & PROMOTIONS	
	Dunning Solar Power Bank 9537	707.04
	AMERICAN PRINTING & PROMOTIONS\$	707.04
008064	APPLIED INDUSTRIAL TECHNOLOGIE	
	Air Filters 7017262363	117.71
	Large Frame Safety Glasses 7017274145	150.35

Check	Payee / Description	Amount
	APPLIED INDUSTRIAL TECHNOLOGIES	268.06
008065	CINTAS FIRST AID & SAFETY LOC 9/30/19 First Aid & Safety Supplies 8404327570	400.87
	CINTAS FIRST AID & SAFETY LOC	400.87
008066	CUTTING EDGE SUPPLY CO Bolt Pack COLINV083752 28.96 Repair Ejector Bucket MRCINV602755 2,521.61	
	CUTTING EDGE SUPPLY CO \$	2,550.57
008067	DEPT OF FOOD AND AGRICULTURE Materials Mills Lic App Fee ID# 648149 3 ID# 648149 10	278.48
	DEPT OF FOOD AND AGRICULTURE \$	278.48
008068	HOME DEPOT CREDIT SERVICES Grinder,Battery Pack,Mil Cutoff 0272270	627.45
	HOME DEPOT CREDIT SERVICES \$	627.45
008069	KAMAN INDUSTRIAL TECHNOLOGIES Skalper Blades I352788	5,549.76
	KAMAN INDUSTRIAL TECHNOLOGIES \$	5,549.76
008070	KONICA MINOLTA BUSINESS SOLUTI Admin-9/19 Cpr Mnt,Ovrg-C454-AOP20110185 9006110406 114.84 Oper-9/19 Cpr Mnt,Ovrg-C454e-ASC00110279 9006096201 9.44	
	KONICA MINOLTA BUSINESS SOLUTI\$	124.28
008071	RDO EQUIPMENT COMPANY Rpr Loader-A/C Unit Leak W57992 975.21 Bushing,Cap Screw P41523 18.39 Oil Filter P41524 54.48 Air Filter,Cab Filter P41527 25.74 Rpr Loader-Fuel/Cooling Diagnostics W57990 495.00 Alternator P41526 822.21 V-Belt P41525 80.55	
	RDO EQUIPMENT COMPANY \$	2,471.58
008072	VIRAMONTES EXPRESS INC 9/19/19-Compost Hauling 115934	188.57
	VIRAMONTES EXPRESS INC \$	188.57
008073	AEROTEK INC Saldivar,D-W/E 10/5/19 41.0 Hours OE01870185-A 1,200.60 Pollare,J-W/E 10/5/19 40.0 Hours OE01870185-B 1,592.80	
	AEROTEK INC \$	2,793.40
008074	ALLIED UNIVERSAL SECURITY SERV 10/19 Patrol Svcs 9234997	683.90

Check	Payee / Description		Amount
	ALLIED UNIVERSAL SECURITY SERV\$		683.90
008075	APPLIED INDUSTRIAL TECHNOLOGIE		
	Flex Tip Kits	7017350324	1,292.18
	Large Frame Safety Spectacles	7016730880	38.32
		- - - - -	-
	APPLIED INDUSTRIAL TECHNOLOGIES\$		1,330.50
008076	BRIGHTVIEW LANDSCAPE SERVICES		
	10/19 Weed Control Svcs	6514918	418.20
		- - - - -	-
	BRIGHTVIEW LANDSCAPE SERVICES \$		418.20
008077	CHINO BASIN WATER CONSERVATION		
	2019 Compost/Water Connection Intership 384		9,724.00
		- - - - -	-
	CHINO BASIN WATER CONSERVATION\$		9,724.00
008078	DELL MARKETING L P		
	Dell Latitude,Monitor,Thunderbolt Dock,S 10341037746		2,443.00
		- - - - -	-
	DELL MARKETING L P \$		2,443.00
008079	GRAINGER		
	Pressure Switch Diaphragm	9306773467	30.00
		- - - - -	-
	GRAINGER \$		30.00
008080	HOME DEPOT CREDIT SERVICES		
	Blue Def,Pro Platforam,Frbreze	1011042	231.31
		- - - - -	-
	HOME DEPOT CREDIT SERVICES \$		231.31
008081	MODULAR BUILDING CONCEPTS INC		
	10/19 Trailer/Step/Ramp Rental	203261	608.14
		- - - - -	-
	MODULAR BUILDING CONCEPTS INC \$		608.14
008082	PANTHER PROTECTION		
	Install Controller,Prox Reader,Hes Elect P6620		3,496.84
		- - - - -	-
	PANTHER PROTECTION \$		3,496.84
008083	PETTY CASH EXPENDITURES		
	10/24/19 Petty Cash Reim	PC 102419	28.59
		- - - - -	-
	PETTY CASH EXPENDITURES \$		28.59
008084	PRECISION MACHINE & MANUFACTUR		
	Reburbish AH Augers-Balance	39922	48,311.17
		- - - - -	-
	PRECISION MACHINE & MANUFACTUR\$		48,311.17
008085	RDO EQUIPMENT COMPANY		
	Bushing	P42574	15.34
	Filter Element	P42575	37.54
	Horn	P42577	54.23
	Pin	P42576	687.97
		- - - - -	-

Check	Payee / Description		Amount
	RDO EQUIPMENT COMPANY	\$	795.08
008086	SOIL CONTROL LAB		
	9/17/19 Size Distribution & Inserts-Comp	9090584	48.00
	9/17/19 Finished Compost Pkg	9090583	349.00
			- - - - -
	SOIL CONTROL LAB	\$	397.00
008087	VERIZON WIRELESS		
	9/11/19-10/10/19 Cell Phone	9839834690 10	588.82
			- - - - -
	VERIZON WIRELESS	\$	588.82
008088	VIRAMONTES EXPRESS INC		
	10/17-10/18/19-Compost Hauling	116250	2,975.70
	10/1/19-Compost Hauling	115996	245.25
	9/25/19-Compost Hauling	115989	2,594.20
			- - - - -
	VIRAMONTES EXPRESS INC	\$	5,815.15
008089	AEROTEK INC		
	Saldivar,D-W/E 10/12/19 40.0 Hours	OE01873952-A	1,160.00
	Pollare,J-W/E 10/12/19 36.0 Hours	OE01873952-B	1,433.52
			- - - - -
	AEROTEK INC	\$	2,593.52
008090	APPLIED INDUSTRIAL TECHNOLOGIE		
	Univ Cellulose Socks	7017373767	324.96
	Epoxy Coated Thougthing Roller Frames	7017382455	11,749.91
	Premalube Grease	7017403134	1,764.30
	Foam Ear-Plugs	7017372534	63.51
	Loctite Hy	7017371421	114.39
			- - - - -
	APPLIED INDUSTRIAL TECHNOLOGIES	\$	14,017.07
008091	FLUKE ELECTRONICS CORPORATION		
	OEM Calibration Bath	10029882	43,407.09
			- - - - -
	FLUKE ELECTRONICS CORPORATION	\$	43,407.09
008092	GRAINGER		
	Tap/Die Set	9319735271	142.50
			- - - - -
	GRAINGER	\$	142.50
008093	HAAKER EQUIPMENT COMPANY		
	Horn	C56247	129.30
			- - - - -
	HAAKER EQUIPMENT COMPANY	\$	129.30
008094	INTERSTATE BATTERY SYSTEM		
	Loader, Cart Batteries	140031018	733.84
			- - - - -
	INTERSTATE BATTERY SYSTEM	\$	733.84
008095	KONICA MINOLTA BUSINESS SOLUTI		
	Mnt-10/19 Cpr Ovrgr,Mnt-C454e-ASC00110119	9006145966	10.60
			- - - - -
	KONICA MINOLTA BUSINESS SOLUTI	\$	10.60

Check	Payee / Description		Amount
008096	KVAC ENVIRONMENTAL SERVICES IN 9/30-10/4/19 Pipeline Cleaning	KS1910014	20,147.50
			- - - - -
	KVAC ENVIRONMENTAL SERVICES IN\$		20,147.50
008097	LATEST CONCEPTS INC Sign: IERCF Water Jet Cut	6501	305.33
			- - - - -
	LATEST CONCEPTS INC	\$	305.33
008098	LUBRA TECH Adapter	18582	37.63
			- - - - -
	LUBRA TECH	\$	37.63
008099	RDO EQUIPMENT COMPANY Rpr Loader-Hydraulic/Pump Replaced	W57292	19,059.52
	Credit f/Fuel Filter-Inv W48724	P41850	39.97-
	Credit f/Cab Filter-Inv W51862	P41851	15.17-
	9/5/19-10/3/19 John Deere Loader Rental	R23914	13,727.25
	Plus 50 Oil	P43536	1,072.76
	Filters	P43537	304.14
			- - - - -
	RDO EQUIPMENT COMPANY	\$	34,108.53
008100	RIVERSIDE COUNTY 10/19-Inspection/Sampling Fee, 1 Site-Or ORD 830 10/19		391.00
			- - - - -
	RIVERSIDE COUNTY	\$	391.00
008101	US COMPOSTING COUNCIL ICAW Sponsorship 2020 Compost Awareness	100000029	750.00
			- - - - -
	US COMPOSTING COUNCIL	\$	750.00
008102	VIRAMONTES EXPRESS INC 10/4/19-Compost Hauling	116068	433.82
	10/3/19-Compost Hauling	116073	215.82
			- - - - -
	VIRAMONTES EXPRESS INC	\$	649.64
008103	VORTEX INDUSTRIES INC Rolling Door Maintenance	05-1384654	198.00
			- - - - -
	VORTEX INDUSTRIES INC	\$	198.00
008104	AEROTEK INC Saldivar,D-W/E 10/19/19 40.5 Hours	OE01877750-A	1,095.50
	Pollare,J-W/E 10/19/19 40.0 Hours	OE01877750-B	1,592.80
			- - - - -
	AEROTEK INC	\$	2,688.30
008105	APPLIED INDUSTRIAL TECHNOLOGIE Sprocket	7017455567	245.90
	Fuel Filter Kits	7017450776	340.87
	Bearings,Coupling Chain,Loctite Hy,Keyst	7017455436	3,374.95
			- - - - -
	APPLIED INDUSTRIAL TECHNOLOGIE\$		3,961.72

Check	Payee / Description	Amount
008106	ASSOC OF COMPOST PRODUCERS (AC 2019 ACP IEUA Portion f/Participation 00094	5,000.00
	ASSOC OF COMPOST PRODUCERS (AC\$	5,000.00
008107	BURRTEC WASTE INDUSTRIES INC 11/19 Trash Service N2110795319	1,024.92
	BURRTEC WASTE INDUSTRIES INC \$	1,024.92
008108	CARRIER CORPORATION 10/1/19-11/30/19 HVAC Maintenance B002712113	2,142.00
	CARRIER CORPORATION \$	2,142.00
008109	CUCAMONGA VALLEY WATER DISTRIC 9/26/19-10/31/19 12645 6th St-FrLn 60392 10/19 46.00 09/18/19-10/17/19 12645 6th St-Lndscp 60386 10/19 166.70 09/18/19-10/17/19 12645 6th St-Lndscp 60388 10/19 144.79 9/26/19-10/31/19 12645 6th St-FrLn 60390 10/19 46.00	
	CUCAMONGA VALLEY WATER DISTRIC\$	403.49
008110	GRAINGER Lockable Grabs,Grease Fitting 9326981165 83.51 Disposable Gloves,Pails 9324510297 114.82	
	GRAINGER \$	198.33
008111	HOME DEPOT CREDIT SERVICES Magnetic Socket Rails,Platform,Accessory 6026191 549.77 High Leverage Cable Cutter,Headlamps,Ext 8012115 706.99	
	HOME DEPOT CREDIT SERVICES \$	1,256.76
008112	RDO EQUIPMENT COMPANY Alternator P44157 538.19 Ejector Bucket-Serial #142456 E06200 53,869.61 Rpr Loader-Evaporator Leaking W58763 2,922.20	
	RDO EQUIPMENT COMPANY \$	57,330.00
008113	SOIL CONTROL LAB 10/2/19 Size Distribution & Inserts-Comp 9100184 48.00 10/2/19 Finished Compost Pkg 9100183 349.00	
	SOIL CONTROL LAB \$	397.00
008114	URIMAGE 2,200 A/P Laser Checks 11117 609.22	
	URIMAGE \$	609.22
008115	VIRAMONTES EXPRESS INC 10/11-10/16/19-Compost Hauling 116200 1,791.96	
	VIRAMONTES EXPRESS INC \$	1,791.96

Check	Payee / Description		Amount
008116	AEROTEK INC		
	Saldivar,D-W/E 10/26/19 39.5 Hours	OE01881476-A	1,148.40
	Pollare,J-W/E 10/26/19 40.0 Hours	OE01881476-B	1,542.34
			- - - - -
	AEROTEK INC	\$	2,690.74
008117	APPLIED INDUSTRIAL TECHNOLOGIE		
	Sealmaster Flange	7017520105	1,807.76
	Troughing Roller	7017498604	288.71
	Lens Cleaning Towelettes	7017476749	47.55
	Connection Link	7017492897	35.99
	Bearing	7017465271	685.33
	Slotted Shims	7017498577	541.19
	Bolt Kit f/F Bushing	7017498603	25.90
			- - - - -
	APPLIED INDUSTRIAL TECHNOLOGIE\$		3,432.43
008118	BAGHOUSE & INDUSTRIAL SHEET ME		
	RA15001-10/19 Pay Est 1	PE 1-RA15001	83,713.05
			- - - - -
	BAGHOUSE & INDUSTRIAL SHEET ME\$		83,713.05
008119	CARRIER CORPORATION		
	Repair Breaker-South MCC A/C Unit	B002715154	1,055.00
			- - - - -
	CARRIER CORPORATION	\$	1,055.00
008120	FAIRBANKS SCALES INC		
	10/5/19 Scale Calibration	1474437	1,313.50
			- - - - -
	FAIRBANKS SCALES INC	\$	1,313.50
008121	KVAC ENVIRONMENTAL SERVICES IN		
	10/7/19 Waste Oil Pick Up/Disposal	KW1910006	1,078.52
			- - - - -
	KVAC ENVIRONMENTAL SERVICES IN\$		1,078.52
008122	RESOURCE MACHINERY & ENGINEERI		
	Trommel Screens,Tension Bar	2791	15,048.81
			- - - - -
	RESOURCE MACHINERY & ENGINEERI\$		15,048.81
008123	SOUTHWEST ALARM SERVICE		
	November 2019 Monitoring Svc	068209	462.00
			- - - - -
	SOUTHWEST ALARM SERVICE	\$	462.00
008124	TRICO CORPORATION		
	8/20/19-10/14/19 Oil Analysis	P53280	591.00
			- - - - -
	TRICO CORPORATION	\$	591.00
008125	U S BANK		
	*4246044555725724 10/19 Credit Card Chgs 5572 5724 10/		1,361.81
			- - - - -
	U S BANK	\$	1,361.81
008126	VERIZON WIRELESS		
	10/11/19-11/10/19 Cell Phone	9841880853 11	555.91

Check	Payee / Description		Amount
	VERIZON WIRELESS	\$	555.91
008127	AEROTEK INC		
	Pollare,J-W/E 11/2/19 40.0 Hours	OE01885203-B	1,592.80
	Saldivar,D-W/E 11/2/19 40.5 Hours	OE01885203-A	1,180.30
	AEROTEK INC	\$	2,773.10
008128	APPLIED INDUSTRIAL TECHNOLOGIE		
	Round Shaft	7017531593	12,339.33
	Steel Rope,Steel Clamps	7017531640	979.45
	Vacuum Sample Pump	7017564710	330.61
	Bushings	7017547377	391.13
	APPLIED INDUSTRIAL TECHNOLOGIES	\$	14,040.52
008129	BRIGHTVIEW LANDSCAPE SERVICES		
	11/19 Weed Control Svcs	6559241	418.20
	BRIGHTVIEW LANDSCAPE SERVICES	\$	418.20
008130	CARRIER CORPORATION		
	9/16/19 Rpr Room Compressor	B002715610	340.00
	CARRIER CORPORATION	\$	340.00
008131	CINTAS FIRST AID & SAFETY LOC		
	10/23/19 First Aid & Safety Supplies	8404367892	347.28
	CINTAS FIRST AID & SAFETY LOC	\$	347.28
008132	DAVID WHEELER'S PEST CONTROL,		
	10/19 Pest Control	44311	31.00
	DAVID WHEELER'S PEST CONTROL,	\$	31.00
008133	FLUKE ELECTRONICS CORPORATION		
	Freight f/OEM Calibration Bath-Inv 10029 10030951		727.43
	FLUKE ELECTRONICS CORPORATION	\$	727.43
008134	GRAINGER		
	High Pressure Sodium	9340856849	123.41
	GRAINGER	\$	123.41
008135	KONICA MINOLTA BUSINESS SOLUTI		
	Oper-10/19 Cpr Mnt,Ovrg-C454e-ASC0011027 9006185145		18.18
	KONICA MINOLTA BUSINESS SOLUTI	\$	18.18
008136	RDO EQUIPMENT COMPANY		
	10/8-11/4/19-Loader Rental	R24130	12,899.75
	Plus 50 Oil	P46484	1,072.76
	Air Filter	P45899	506.70
	Filters	P46381	304.14
	Pump	P46380	80.78

Check	Payee / Description		Amount
	RDO EQUIPMENT COMPANY	\$	14,864.13
008137	READY REFRESH BY NESTLE 10/19 Bottled Water,Cooler	19J0029858982	400.86
	READY REFRESH BY NESTLE	\$	400.86
008138	VIRAMONTES EXPRESS INC 10/23-10/25/19-Compost Hauling	116328	1,228.43
	VIRAMONTES EXPRESS INC	\$	1,228.43
008139	AEROTEK INC Saldivar,D-W/E 11/9/19 36.5 Hours Pollare,J-W/E 11/9/19 37.25 Hours	OE01888897-A OE01888897-B	979.50 1,498.23
	AEROTEK INC	\$	2,477.73
008140	ALLIED UNIVERSAL SECURITY SERV 11/19 Patrol Svcs	9343441	683.90
	ALLIED UNIVERSAL SECURITY SERV	\$	683.90
008141	APPLIED INDUSTRIAL TECHNOLOGIE Sprocket Bearing Poly Tubing Cat Pump Complete Roll Assembly Bearings	7017574282 7017574279 7017574281 7017615402 7017595367 7017595322	993.89 430.86 87.50 5,902.47 3,159.41 1,739.60
	APPLIED INDUSTRIAL TECHNOLOGIE	\$	12,313.73
008142	CITY RENTALS INC Scissor Lift Rental 10/30-11/5/19	73519	712.50
	CITY RENTALS INC	\$	712.50
008143	GRAINGER High Visibility Vests Combo Cartridges,Disposable Gloves,Batte Ultrasonic Thickness Gage	9352510912 9352120803 9352120811	222.56 1,045.50 1,081.03
	GRAINGER	\$	2,349.09
008144	KONICA MINOLTA BUSINESS SOLUTI Mnt-11/19 Cpr Ovrgr,Mnt-C454e-ASC00110119 Admin-10/19 Cpr Mnt,Ovrgr-C454-AOP2011018	9006235734 9006201791	31.95 208.74
	KONICA MINOLTA BUSINESS SOLUTI	\$	240.69
008145	VIRAMONTES EXPRESS INC 10/25-11/5/19-Compost Hauling	116398	3,489.58
	VIRAMONTES EXPRESS INC	\$	3,489.58
008146	AEROTEK INC Pollare,J-W/E 11/16/19 40.0 Hours Saldivar,D-W/E 11/16/19 40.0 Hours	OE01892529-B OE01892529-A	1,592.80 1,160.00

Check	Payee / Description		Amount
	AEROTEK INC	\$	2,752.80
008147	APPLIED INDUSTRIAL TECHNOLOGIE		
	Cut Hole Saw	7017645011	56.86
	Flex Torque	7017625004	124.13
	Cut Hole Saw	7017625026	72.02
	Cut Hole Saw	7017625025	72.02
	Motor Sheave,Bushings	7017686926	247.91
	Trico Dessicant Breather	7017672965	1,179.89
	APPLIED INDUSTRIAL TECHNOLOGIE\$		1,752.83
008148	BURRTEC WASTE INDUSTRIES INC		
	12/19 Trash Service	N2110862079	1,024.92
	BURRTEC WASTE INDUSTRIES INC	\$	1,024.92
008149	CUCAMONGA VALLEY WATER DISTRIC		
	10/17/19-11/17/19 12645 6th St-Lndscp	60388 11/19	146.70
	10/31/19-11/27/19 12645 6th St-FrLn	60390 11/19	46.00
	10/17/19-11/17/19 12645 6th St-Lndscp	60386 11/19	164.79
	10/31/19-11/27/19 12645 6th St-FrLn	60392 11/19	46.00
	CUCAMONGA VALLEY WATER DISTRIC\$		403.49
008150	GRAINGER		
	Lighted Extension Cords	9360302302	251.83
	GRAINGER	\$	251.83
008151	RDO EQUIPMENT COMPANY		
	Rpr Loader-Air Conditioning Diagnostics	W58839	450.16
	11/5-11/11/19 Loader Rental	R24266	3,520.13
	Rpr Loader-Engine Diagnostics	W58325	495.00
	Deductible Warranty	P41608	217.50
	Credit f/Kit-Inv W30473	P41854	264.77-
	Credit f/Screw-Inv P08756	P42075	15.66-
	Alternator	P48114	538.19
	Rpr Loader-Engine Diagnostics	W58543	1,020.25
	RDO EQUIPMENT COMPANY	\$	5,960.80
008152	TRICO CORPORATION		
	10/25/19 Oil Analysis	P53497	25.00
	10/19/19-10/25/19 Oil Analysis	P53499	381.00
	TRICO CORPORATION	\$	406.00
008153	AEROTEK INC		
	Pollare,J-W/E 11/30/19 36.0 Hours	OE01899778-B	1,433.52
	Saldivar,D-W/E 11/23/19 35.75 Hours	OE01896166-A	1,036.75
	Pollare,J-W/E 11/23/19 41.0 Hours	OE01896166-B	1,652.53
	Saldivar,D-W/E 11/30/19 29.0 Hours	OE01899778-A	841.00
	AEROTEK INC	\$	4,963.80
008154	APPLIED INDUSTRIAL TECHNOLOGIE		
	Premalube Grease	7017681063	890.23

Check	Payee / Description		Amount
	Crankcase Oil	7017729479	258.29
	Sediment Drain Filters	7017731999	2,223.05
	Crankcase Oil	7017729480	258.29
	Hydraulic Filter	7017720868	58.87
	Power Wheel Gearboxes	7017699212	4,304.39
	Poly Tubing	7017716160	36.48
	Poly Tubing	7017706040	109.44
	Dodge Bearings	7017744418	1,908.10
	Small Tension Tester	7017720857	126.53
	Motor Sheave	7017687748	200.31
	Gloves	7017705965	46.98
		- - - - -	-
	APPLIED INDUSTRIAL TECHNOLOGIES		10,420.96
008155	BAGHOUSE & INDUSTRIAL SHEET ME RA15001-11/19 Pay Est 2	PE 2-RA15001	129,344.40
		- - - - -	-
	BAGHOUSE & INDUSTRIAL SHEET ME\$		129,344.40
008156	CINTAS FIRST AID & SAFETY LOC 11/20/19 First Aid & Safety Supplies	8404413651	370.57
		- - - - -	-
	CINTAS FIRST AID & SAFETY LOC\$		370.57
008157	GRAINGER Electrical Glove Kit,Arc Flash Gloves	9365219758	313.69
		- - - - -	-
	GRAINGER	\$	313.69
008158	HOME DEPOT CREDIT SERVICES Radio Cart,Tool Box,Organizer,Stater Han 4024014		635.70
		- - - - -	-
	HOME DEPOT CREDIT SERVICES	\$	635.70
008159	INTERSTATE BATTERY SYSTEM Batteries	220006231	471.30
		- - - - -	-
	INTERSTATE BATTERY SYSTEM	\$	471.30
008160	KONICA MINOLTA BUSINESS SOLUTI Oper-11/19 Cpr Mnt,Ovrg-C454e-ASC0011027 9006275591		8.06
		- - - - -	-
	KONICA MINOLTA BUSINESS SOLUTI\$		8.06
008161	MODULAR BUILDING CONCEPTS INC 12/19 Trailer/Step/Ramp Rental	203877	608.14
	11/19 Trailer/Step/Ramp Rental	203563	608.14
		- - - - -	-
	MODULAR BUILDING CONCEPTS INC	\$	1,216.28
008162	MONTROSE AIR QUALITY SERVICES 4th Quarter Air Flow Balance Test-11/25/ INV1200888		1,856.00
		- - - - -	-
	MONTROSE AIR QUALITY SERVICES	\$	1,856.00
008163	RDO EQUIPMENT COMPANY Rpr Loader-Hydraulic Diagnostics	W56966	155.00
	Rpr Loader-Air Conditioning Diagnostics	W57366	1,005.00
	Hy-Gard	P49441	772.76

Check	Payee / Description		Amount
	Latch	P49769	66.87
	Floodlamp	P49770	613.43
	Tightener, Idler, Screw, Spacer	P49956	577.88
	Rpr Loader-2,000 Hr Svc-VQUI 0624	W59690	2,730.02
	Rpr Loader-2,000 Hr Svc-VQUI 0625	W59691	2,922.72
	Rpr Loader-Air Conditioning Diagnostics	W59550	2,146.03
		- - - - -	-
	RDO EQUIPMENT COMPANY	\$	10,989.71
008164	READY REFRESH BY NESTLE		
	11/19 Bottled Water, Cooler	19K0029858982	122.67
		- - - - -	-
	READY REFRESH BY NESTLE	\$	122.67
008165	SOUTHWEST ALARM SERVICE		
	12/19 Agency-Wide Monthly Monitoring Ser 068500		462.00
		- - - - -	-
	SOUTHWEST ALARM SERVICE	\$	462.00
008166	TRICO CORPORATION		
	10/31/19-11/15/19 Oil Analysis	P53577	171.00
	11/12/19 Oil Analysis	P53574	256.00
	10/29/19-11/8/19 Oil Analysis	P53579	107.00
	10/31/19 Oil Analysis	P53580	128.00
	10/31/19-11/12/19 Oil Analysis	P53578	128.00
	11/15/19 Oil Analysis	P53651	32.00
	11/15/19 Oil Analysis	P53650	192.00
		- - - - -	-
	TRICO CORPORATION	\$	1,014.00
008167	U S BANK		
	*4246044555725724 11/19 Credit Card Chgs 5572 5724 11/		472.58
		- - - - -	-
	U S BANK	\$	472.58
008168	VERIZON WIRELESS		
	11/11/19-12/10/19 Cell Phone	9843949384 12	559.41
		- - - - -	-
	VERIZON WIRELESS	\$	559.41
008169	VIRAMONTES EXPRESS INC		
	11/18-11/21/19-Compost Hauling	116576	3,608.99
	11/22/19-Compost Hauling	116626	1,281.84
	11/25/19-Compost Hauling	116640	1,206.63
	11/13-11/15/19-Compost Hauling	116521	3,024.75
	11/6-11/12/19-Compost Hauling	116478	4,333.84
		- - - - -	-
	VIRAMONTES EXPRESS INC	\$	13,456.05
ACH	BERNELL HYDRAULICS		
	Hex/Square Head Plugs	0364699-IN	45.27
	Hose, Swivels	0364822-IN	204.57
	MFors Plugs	0364823-IN	1,218.11
		- - - - -	-
	BERNELL HYDRAULICS	\$	1,467.95
ACH	DOWNS ENERGY		
	2,717.40 Gals Red Dyed Diesel Fuel	0255456-IN	6,858.67
		- - - - -	-

Check	Payee / Description		Amount
ACH	BERNELL HYDRAULICS Hose, Seal Lok Swivels	0365397-IN	164.05
	BERNELL HYDRAULICS	\$	164.05
ACH	INDUSTRIAL SUPPLY CO Nuts, Bolts, Screws	1377	132.00
	INDUSTRIAL SUPPLY CO	\$	132.00
ACH	REOTEMP INSTRUMENTS CORP Battery Clips, Spare Battery Holders	0274958-IN	472.41
	REOTEMP INSTRUMENTS CORP	\$	472.41
ACH	ALTA FOODCRAFT COFFEE Coffee	51918986	64.00
	ALTA FOODCRAFT COFFEE	\$	64.00
ACH	DOWNS ENERGY 3,987.70 Gals Red Dyed Diesel Fuel	0256424-IN	10,514.12
	DOWNS ENERGY	\$	10,514.12
ACH	EGGLETON TRUCKING INC. 10/7-10/11/19-Compost Hauling 9/30-10/4/19-Compost Hauling	3223 3222	14,352.03 11,753.28
	EGGLETON TRUCKING INC.	\$	26,105.31
ACH	AMAZON BUSINESS Motor, Fan Blade Launch Scan Tool, Adapter Office Chair, Wireless Door Chime, T-Tap C Otter Box Case f/iPhone	1D43-31LJ-3KY 17TY-YXR7-Y61 1Y6M-LLR6-4M4 1NPW-HWWM-MDY	64.55 257.77 113.56 27.68
	AMAZON BUSINESS	\$	463.56
ACH	Inland Empire Utilities Agency 7/19 Labor Expenses 7/19 O&M Expenses	SAP0719-RCAL& SAP0719-RCAO&	373,980.04 3,178.61
	Inland Empire Utilities Agency	\$	377,158.65
ACH	COUNTY SANITATION DISTRICTS OF 8/19 Prjct Adm Lbr/Bnfts	24988	67.38
	COUNTY SANITATION DISTRICTS OF	\$	67.38
ACH	BERNELL HYDRAULICS Tough Hose, Seal Lok Swivels	0365935-IN	124.79
	BERNELL HYDRAULICS	\$	124.79
ACH	PRIORITY BUILDING SERVICES LLC 9/19 Janitorial Service Fee	66028	1,192.97

Check	Payee / Description	Amount
	PRIORITY BUILDING SERVICES LLC\$	1,192.97
ACH	MCMASTER-CARR SUPPLY CO Threaded Hex Standoffs, Pan Head Screws 19760367	565.65
	MCMASTER-CARR SUPPLY CO \$	565.65
ACH	BERNELL HYDRAULICS Tough Hose, Seal Lok Swivel 0367376-IN	250.92
	BERNELL HYDRAULICS \$	250.92
ACH	PALM AUTO DETAIL INC 10/19 Carwash for RCA Vehicles 191099-1	654.75
	PALM AUTO DETAIL INC \$	654.75
ACH	REOTEMP INSTRUMENTS CORP EcoProbe 0278004-IN	282.01
	REOTEMP INSTRUMENTS CORP \$	282.01
ACH	DOWNS ENERGY 2,466.70 Gals Red Dyed Diesel Fuel 0256968-IN	6,688.74
	DOWNS ENERGY \$	6,688.74
ACH	EGGLETON TRUCKING INC. 10/15/19-Compost Hauling 3224	1,203.84
	EGGLETON TRUCKING INC. \$	1,203.84
ACH	AMAZON BUSINESS Smart Glow Fuse 1MNH-W1T7-XV3 31.96 Fuse Blades 1DV3-4V3K-LNL 7.10 Toner Cartridges 1QR1-FFQV-JRK 967.56 USB Flash Drives, Holster Combo Case 1LKK-MGHJ-M4T 75.18 Credit f/USB Flash Drive-Inv 1LKK-MGHJ-M 1GPX-TN6R-JW9 43.09-	
	AMAZON BUSINESS \$	1,038.71
ACH	SOLAR STAR CALIFORNIA VI LLC 9/19 Solar 12811 Sixth St E02M0612-3075	13,485.68
	SOLAR STAR CALIFORNIA VI LLC \$	13,485.68
ACH	Inland Empire Utilities Agency Online Reconciliation Posting CO->FI 157.95- 8/19 O&M Expenses SAP0819-RCAO& 111,999.79 8/19 Labor Expenses SAP0819-RCAL& 356,127.48	
	Inland Empire Utilities Agency\$	467,969.32
ACH	INLAND EMPIRE UTILITIES AGENCY 9/19 NRW Charges 90025226 3,471.42 9/19 Bldg Lease Pymt 90025248 6,589.84	
	INLAND EMPIRE UTILITIES AGENCY\$	10,061.26

Check	Payee / Description	Amount
ACH	BERNELL HYDRAULICS Chain w/Grab Hook, Pull Plate 0367375-IN	859.81
	BERNELL HYDRAULICS \$	859.81
ACH	EGGLETON TRUCKING INC. 10/21-11/1/19-Compost Hauling 3225	11,319.66
	EGGLETON TRUCKING INC. \$	11,319.66
ACH	WAXIE SANITARY SUPPLY Shop Towels, Paper Towels, Cups, Lids, Toile 78652469	556.43
	WAXIE SANITARY SUPPLY \$	556.43
ACH	MCMASTER-CARR SUPPLY CO Ring Terminal, Quick Disconnect, Distilled 21560214	203.07
	MCMASTER-CARR SUPPLY CO \$	203.07
ACH	INDUSTRIAL SUPPLY CO Slyde King, Nuts, Bolts 1611	436.01
	Nuts, Bolts 1642	200.95
	INDUSTRIAL SUPPLY CO \$	636.96
ACH	PEST OPTIONS INC 7/19-10/19 Weed Control Svcs 336140	296.40
	PEST OPTIONS INC \$	296.40
ACH	ALTA FOODCRAFT COFFEE Coffee, Coffeemate, Splenda, Cocoa, Tea, Stir 51920998	211.97
	ALTA FOODCRAFT COFFEE \$	211.97
ACH	EGGLETON TRUCKING INC. 11/4-11/18/19-Compost Hauling 3226	13,444.20
	EGGLETON TRUCKING INC. \$	13,444.20
ACH	BERNELL HYDRAULICS Sledge Hammer Hose, Band Clamps, Air Brake 0366787-IN	297.52
	BERNELL HYDRAULICS \$	297.52
ACH	INDUSTRIAL SUPPLY CO Slyde King Holsters 1653	34.48
	Bolts 1690	31.09
	INDUSTRIAL SUPPLY CO \$	65.57
ACH	DOWNS ENERGY 2,853.80 Gals Red Dyed Diesel Fuel 0257798-IN	7,912.16
	DOWNS ENERGY \$	7,912.16
ACH	EGGLETON TRUCKING INC. 11/11-11/15/19-Compost Hauling 3227	10,755.36

Check	Payee / Description		Amount
	EGGLETON TRUCKING INC.	\$	10,755.36
ACH	PRIORITY BUILDING SERVICES LLC 10/19 Janitorial Service Fee	66424	1,059.81
	PRIORITY BUILDING SERVICES LLC\$		1,059.81
ACH	AMAZON BUSINESS Industrial Lithium Cell Batteries	1W63-HCJV-9L9	188.38
	Lift Level Block Chain Hoist	1Q6G-DKTW-11K	206.86
	Micrometer Set,Telescoping Gauge	1PNK-933C-H7F	1,605.63
	Heavy Duty Hose	1YWW-VJFC-7RH	582.78
	Dial Caliper	14QN-WKKK-CTR	99.08
	AMAZON BUSINESS	\$	2,682.73
ACH	INLAND EMPIRE UTILITIES AGENCY 7/19-9/19 Chemical Oxygen Demand Charges	90025395	4,705.32
	INLAND EMPIRE UTILITIES AGENCY\$		4,705.32
ACH	BERNELL HYDRAULICS Hose,Swivels,Clamps	0369007-IN	235.71
	BERNELL HYDRAULICS	\$	235.71
ACH	PALM AUTO DETAIL INC 11/19 Carwash for RCA Vehicles	191199-1	523.80
	PALM AUTO DETAIL INC	\$	523.80
ACH	EGGLETON TRUCKING INC. 11/18-11/22/19-Compost Hauling	3228	13,060.08
	EGGLETON TRUCKING INC.	\$	13,060.08
ACH	AMAZON BUSINESS Wire Bound Planner Kit	1V4H-KWCC-1T1	63.52
	Daily Ring-Bound Planner 2020	1T6K-WXK1-TY1	61.36
	Credit-Daily Ring-Bound Planner 2020-1TK	1PTC-NGNX-Q3K	61.36
	Bar Soap	1KJ1-G9R7-DTH	45.26
	Electrical Equipment Maint 2019 Manual	16KP-F3RQ-D64	134.69
	Coffee Brewer	1PCW-QW97-LVX	343.38
	Flushometer,Urinal Rebuild Kit,Flushomet	17JX-YHC6-H1P	178.69
	AMAZON BUSINESS	\$	765.54
ACH	SOLAR STAR CALIFORNIA VI LLC 10/19 Solar 12811 Sixth St	E02M0612-3145	19,286.90
	SOLAR STAR CALIFORNIA VI LLC	\$	19,286.90
ACH	Inland Empire Utilities Agency 9/19 Labor Expenses	SAP0919-RCAL&	337,237.09
	9/19 O&M Expenses	SAP0919-RCAO&	20,633.59
	Inland Empire Utilities Agency\$		357,870.68

Check	Payee / Description		Amount
ACH	INLAND EMPIRE UTILITIES AGENCY 10/19 Bldg Lease Pymt	90025305	6,589.84
	INLAND EMPIRE UTILITIES AGENCY\$		6,589.84
ACH	MCMASTER-CARR SUPPLY CO Resistors Carbon Film	21675989	93.15
	MCMASTER-CARR SUPPLY CO \$		93.15
ACH	DOWNS ENERGY 2,871.60 Gals Red Dyed Diesel Fuel	0258567-IN	7,546.52
	DOWNS ENERGY \$		7,546.52
ACH	EGGLETON TRUCKING INC. 11/25-11/27/19 Compost Hauling	3229	2,688.84
	EGGLETON TRUCKING INC. \$		2,688.84
ACH	YORKE ENGINEERING LLC 8/19-10/19 Air Quality/Envrnmntl Complia 20554		3,840.00
	YORKE ENGINEERING LLC \$		3,840.00
ACH	AMAZON BUSINESS Wire Bound Planner Kit	13F9-XQJR-9WJ	73.22
	Slow Down-15 MPH Speed Limit Signs	1YNV-G3GM-TC9	320.10
	Emergency Roadside Flares	19KC-MXFJ-3GV	31.24
	Car Fuse Kit	11YW-MQXH-MRK	31.96
	Thermal Imaging Camera, Thermometer Guns	17PR-YGKQ-1M4	490.09
	Thermometer Guns, Interactive Pen Trng To	1QYN-LGQV-DXX	343.77
	AMAZON BUSINESS \$		1,290.38
ACH	INLAND EMPIRE UTILITIES AGENCY 10/19 NRW Charges	90025464	3,150.15
	INLAND EMPIRE UTILITIES AGENCY\$		3,150.15
ACH	WAXIE SANITARY SUPPLY Towels, Liners, Toilet Paper, Dixie Cups, Ti	78730937	867.85
	WAXIE SANITARY SUPPLY \$		867.85
ACH	MCMASTER-CARR SUPPLY CO Distilled Water	24154355	35.57
	MCMASTER-CARR SUPPLY CO \$		35.57
ACH	PEST OPTIONS INC 11/19 Weed Control Svcs	338627	98.80
	PEST OPTIONS INC \$		98.80
ACH	DOWNS ENERGY Hydraulic Oil	0258780-IN	1,736.51
	DOWNS ENERGY \$		1,736.51


Check	Payee / Description		Amount
ACH	EGGLETON TRUCKING INC.		
	12/2-12/6/19 Compost Hauling	3230	15,447.96
	12/9-12/13/19 Compost Hauling	3231	14,151.06
			- - - - -
	EGGLETON TRUCKING INC.	\$	29,599.02
ACH	PRIORITY BUILDING SERVICES LLC		
	11/19 Janitorial Service Fee	66777	1,192.97
			- - - - -
	PRIORITY BUILDING SERVICES LLC	\$	1,192.97
ACH	AMAZON BUSINESS		
	Safety Shell Hoodies	161Y-KG7M-974	454.60
	Safety Soft Shell Waterproof Hoodies	1X41-HDKV-QVL	410.81
	Space Heater	1H4T-LDXW-GCC	53.84
	Mini Organizer	1YMC-4WWL-TXP	25.30
	Screwdriver Set, Wireless WiFi Adapter	1RQ4-QKHJ-TVC	94.79
	Safety Shell Hoodies	1VVY-T936-F6N	193.92
	Fire Retardant Hooded Sweatshirt	17JC-LL6G-7PD	174.53
			- - - - -
	AMAZON BUSINESS	\$	1,407.79
ACH	NEXT STAGE ENGINEERING & CONST		
	RA17007-11/19 Pay Est 3	PE 3-RA17007	29,051.00
			- - - - -
	NEXT STAGE ENGINEERING & CONST	\$	29,051.00
ACH	Inland Empire Utilities Agency		
	10/19 O&M Expenses	SAP1019-RCAO&	160,415.08
	10/19 Labor Expenses	SAP1019-RCAL&	373,304.67
			- - - - -
	Inland Empire Utilities Agency	\$	533,719.75
Wire	STATE BOARD OF EQUALIZATION		
	7/1/19-9/30/19 State Sales/Use Tax-3rd Q 101-112048 9/		2,360.00
			- - - - -
	STATE BOARD OF EQUALIZATION	\$	2,360.00

Grand Total Payment Amount: \$ 2,933,964.03

**ACTION
ITEM**

3A



Date: February 3, 2020
To: Honorable Board of Directors
From: Christina Valencia 
Treasurer
Subject: Annual Financial Report for the Fiscal Year Ended June 30, 2019

RECOMMENDATION

It is recommended that the Board of Directors:

1. Approve the Inland Empire Regional Composting Authority (IERCA/Authority) Annual Financial Report for the Fiscal Year ended June 30, 2019, as presented; and
2. Direct staff to distribute the report as appropriate, to the various federal, state and local agencies, financial institutions, and other interested parties.

BACKGROUND

The Authority's Annual Financial Report for the fiscal year ended June 30, 2019 was prepared in conformity with generally accepted accounting principles in the United States of America (GAAP), as set forth by the Governmental Accounting Standards Board (GASB). As required by state law, Lance, Soll & Lunghard, LLP (LSL), the Authority's independent audit firm, performed the annual financial audit. LSL issued an unmodified ("clean") opinion indicating the financial statements are presented fairly and free of material misstatements. LSL found no material deficiency in internal controls over financial reporting. A review was also conducted by Internal Audit department of the Inland Empire Utilities Agency Internal. A copy of their report is attached.

FY 2019/20 Financial Highlights

Total revenue in FY 2018/19 reflects a slight increase to \$9.0 million from \$8.7 million reported in the prior fiscal year.

Total expenses of \$11.0 million reported an increase of \$0.25 million compared to last fiscal year primarily due to higher operating expenses of \$0.4 million and depreciation of \$0.05 million which is offset by decrease in the non-operating expenses of \$0.2.

The total ending net position decreased by \$1.9 million to \$85.2 million as of June 30, 2019, of which approximately \$81.3 million has been invested in capital assets. The remaining \$3.9 million is working capital designated to support operating contingencies, self-insurance liability costs, and capital replacement and construction investment. No call was made against the \$1,000,000 capital call budgeted in FY 2018/19.

PRIOR BOARD ACTION

The Board approved the IERCA Financial Statements for FY 2017/18 in February 2019

The Board approved the IERCA Budget for FY 2018/19 in May 2019.

IMPACT ON BUDGET

None.

INLAND EMPIRE REGIONAL COMPOSTING AUTHORITY

ANNUAL FINANCIAL REPORT

FISCAL YEAR ENDING JUNE 30, 2019



2019

Annual Report
Fiscal Year
2018-2019

ANNUAL FINANCIAL REPORT

FISCAL YEAR ENDED
JUNE 30, 2019

Prepared by
Inland Empire Utilities Agency
Finance and Accounting Department

INLAND EMPIRE REGIONAL COMPOSTING AUTHORITY

12645 Sixth Street
Rancho Cucamonga, CA 91739

P.O. Box 2470
Chino Hills, CA 91709

Telephone: 909.993.1500

FAX: 909.993.1510

www.ierca.org

INLAND EMPIRE REGIONAL COMPOSTING AUTHORITY
Annual Financial Report
For the Fiscal Year Ended June 30, 2019

TABLE OF CONTENTS

Introductory Section

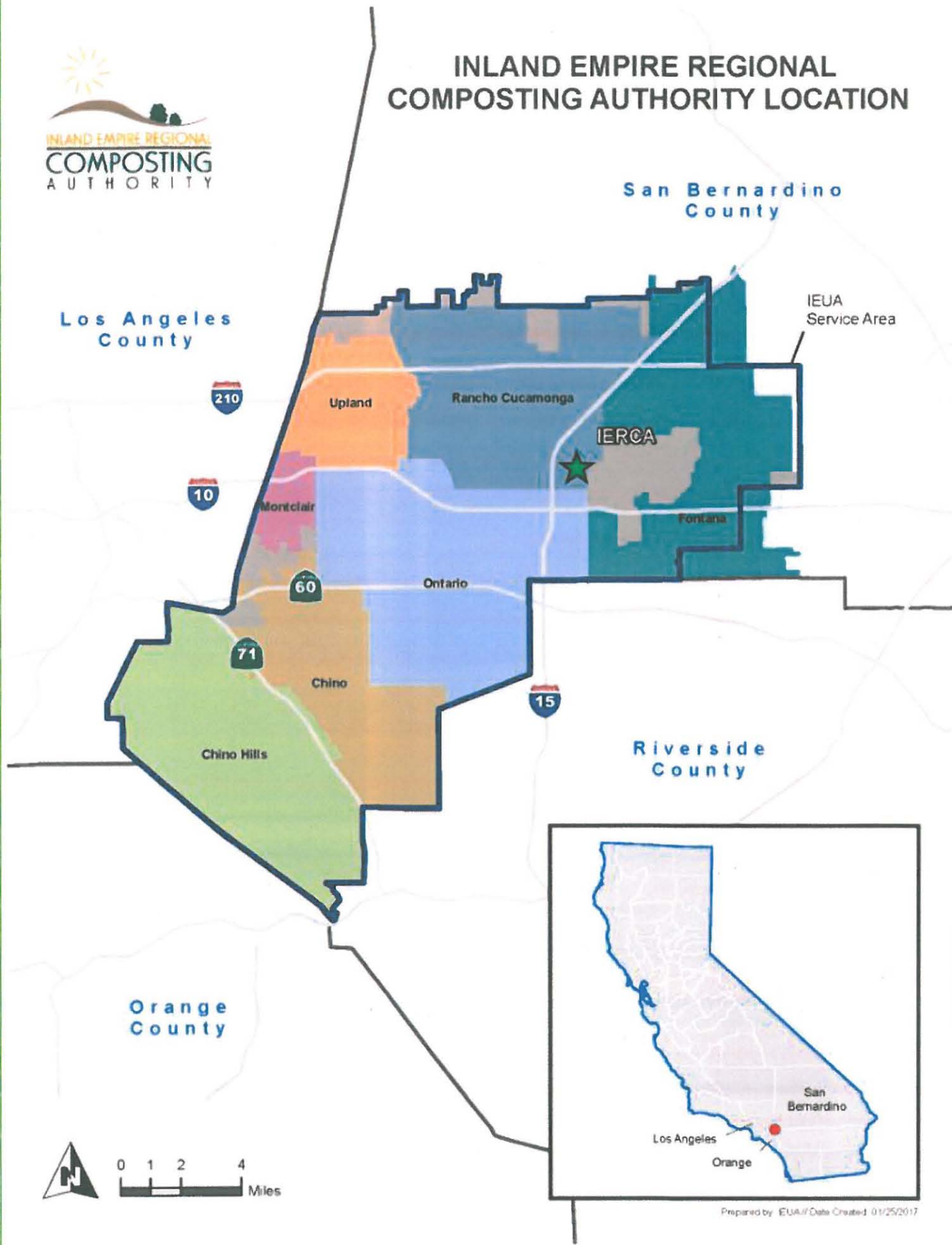
	<u>Page</u>
Letter of Transmittal	I
Authority Profile	I
Major Initiatives and Accomplishments	III
Financial Information	IV
Principal Officials	VII
Organizational Chart	VIII

Financial Section

Independent Auditors' Report	1
Management's Discussion and Analysis	4
Basic Financial Statements	9
Statement of Net Position	10
Statement of Revenues, Expenses, and Changes in Net Position	11
Statement of Cash Flows	12
Notes to the Basic Financial Statements	14



INLAND EMPIRE REGIONAL COMPOSTING AUTHORITY LOCATION





12645 6th Street, Rancho Cucamonga, CA 91739
PO Box 2470 Chino Hills, CA 91709
Phone: (909) 993-1500 Fax: (909) 993-1510
www.ierca.org

Quality Products for Healthy Soil

February 03, 2020

To the Chairperson of the Inland Empire Regional Composting Authority Board, Members of the Board, and Joint Powers Authority members of the Inland Empire Regional Composting Authority.

The Annual Financial Report of the Inland Empire Regional Composting Authority (IERCA or the Authority) is hereby submitted for the Fiscal Year ended June 30, 2019. State and local ordinances and statutes require the Authority to annually publish a report of its financial condition and activities, audited in accordance with generally accepted auditing standards by a firm of licensed certified public accountants.

Accounting principles generally accepted in the United States of America requires management to provide a narrative introduction, overview, and analysis to accompany the basic financial statements in the form of Management's Discussion and Analysis (MD&A). This letter of transmittal is designed to complement the MD&A and should be read in conjunction with it.

Management Responsibility for Financial Information

The Finance and Accounting Department of Inland Empire Utilities Agency (IEUA) prepared this report. Responsibility for both the accuracy of the data and completeness and fairness of the presentation, including all disclosures, rests with the Authority's and IEUA's management. To the best of management's knowledge and belief, the enclosed information is accurate in all material respects and is reported in a manner designed to present fairly the financial position and results of operations of the Authority. Disclosures are presented to enable the reader to gain an understanding of the Authority's financial activities.

INLAND EMPIRE REGIONAL COMPOSTING AUTHORITY PROFILE

Up to the Present

The IERCA was formed February 27, 2002 as a Joint Powers Authority (JPA) to divert organic solids from landfill disposal and to recycle organic products generated from within the community. IEUA and Sanitation District No. 2 of Los Angeles County (SDLAC) entered into the JPA to implement the shared goal to develop a sustainable biosolids management project.

The Authority is governed by a six member Board, comprised of two governing board members from each JPA member agency and their respective General Manager. The Executive Manager of Finance & Administration/Assistant General Manager of IEUA serves as the Treasurer of the Authority.


In March 2007, the two joint powers agencies completed construction of the Inland Empire Regional Composting Facility (IERCF). As the nation's largest indoor biosolids composting facility, it consists of 445,275 square feet. The IERCA focuses on producing top quality compost under the guidelines outlined in the US Composting Council's Seal of Testing Assurance (STA) program.

INLAND EMPIRE REGIONAL COMPOSTING AUTHORITY PROFILE (continued):

Up to the Present (continued):

Operations at the facility began in April 2007, it reached full capacity in December 2008. At full capacity, the IERCF receives and processes over 200,000 wet tons of biosolids and wood waste from local communities and produces approximately 232,000 cubic yards (81,000 tons) of high-quality compost each year.

The facility is staffed by twenty-five full-time IEUA employees, and one part time employee from SDLAC. The employees are onsite **Monday through Friday**, and conduct all operational activities including production, maintenance, safety and industrial hygiene training, sales and administration.



IERCA Composting Facility

The IERCA produces compost using the aerated static pile (ASP) composting method by mixing together organic material in large piles instead of in traditional windrows. Aeration occurs as air is pushed or pulled through the ASP. IERCF pulls air directly from the piles and sends the air to a biofilter along with air exchange through the composting building. The biofilter is 50,000 cubic yards of a special blend of wood chips that treats all of the air by removing odors and other regulated compounds before it is exhausted to the atmosphere.

The entire composting process at the IERCF takes approximately 60 days. Active composting lasts approximately 22 days before the pile is moved into curing. The material is stabilized in curing for 30 to 38 days. After curing, the compost is screened and is then ready for distribution and use.

The composted product, which is marketed as SoilPro Premium Compost, has been sold as a soil conditioner which helps improve water retention resulting in better plant growth and water savings. Compost products are also proven to produce direct benefits to soils and crops in both horticulture (lawns and gardens) and agriculture (vegetables, fruits, nuts, and hay crops).

In order to produce recycled products year-round, the IERCA completed the compost storage facility in 2010 to allow compost storage during the winter season.

Additionally, the Authority entered into two separate agreements to host 9,968 solar panels located on the roof of the facility which provides up to 2.5 megawatts of renewable energy. The system is paired with a shared battery storage system located at IEUA's Regional Water Recycling Plant No. 4. The entire system can provide all the energy required during peak operating hours.



MAJOR INITIATIVES and ACCOMPLISHMENTS

During the fiscal year ended June 30, 2019, the IERCF surpassed 2.5 million cubic yards of compost produced and sold from the facility. There are over 100 active customers who purchase SoilPro products for a variety of applications each year.

There were no changes to the tiered pricing system as the market has remained stable. Tiered pricing offers incentives to customers who purchase large volumes of compost in exchange for pricing discounts. The tiered compost pricing structure is shown in Table 1.

Table 1:

Tier	Cubic Yards (CYDs)/Month	Premium (Cubic Yard)
1	<499	\$5.00
2	500-999	\$4.00
3	≥1,000	\$3.50

Major Initiatives for FY 2019/2020

In fiscal year 2019/2020, a transition air duct system will be evaluated for potential upgrades. The IERCF will install a weather cover over the wash pad for loader maintenance as well as evaluating the potential replacement of aging wheel loaders. IERCF is in initial planning stages of a materials conveyor project from load-out to the storage tent.

Major Accomplishments for FY 2018/2019

- Commissioned battery/energy project including 1.5 megawatts of solar panels and a Tesla battery bank;
- Commissioned new trommel screen replacing an older unit that had reached the end of useful life;
- Completed the air lift separator installation to remove plastic contamination from wood waste;
- Finished construction of an on-site warehouse;
- Successfully passed a biofilter source test for the South Coast Air Quality Management District;
- Maintained perfect environmental compliance;
- Met all budgeted targets.



Bird's view of IERCA

FINANCIAL INFORMATION

Internal Controls

The Management of the Authority is responsible for establishing and maintaining an internal control structure designed to ensure that the assets of the Authority are protected from loss, theft or misuse, and to compile sufficient reliable information for the preparation of the Authority's financial statements in conformity with accounting principles generally accepted in the United States of America.

The internal control structure is designed to provide reasonable rather than absolute assurance the financial statements will be free from material misstatement and that these objectives are met. The concept of reasonable assurance recognizes that the cost of a control should not outweigh the benefits likely to be derived; and, the valuation of costs and benefits requires estimates and judgments by management.

As management, we assert that, to the best of our knowledge and belief, this financial report is complete and reliable in all material aspects.

Budgetary Controls

The Authority maintains extensive budgetary controls. The objective of these controls is to ensure compliance with legal provisions embodied in the annually appropriated budget approved by the Authority's Board of Directors. The level of budgetary control (i.e., the level at which expenditures cannot legally exceed the appropriated amount) is set at the category level (i.e., Capital and Operating) within the Authority. The Authority maintains an encumbrance accounting system as an additional method of maintaining budgetary control. Encumbered amounts lapse at year-end. However, outstanding encumbrances are generally re-appropriated as part of the following fiscal year's budget following Board approval.

Independent Audit

State statutes require an annual audit by independent certified public accountants. The Authority's Board of Directors appointed the firm of Lance, Soll & Lunghard, LLP to perform the annual audit. The goal of the independent audit was to provide reasonable assurance that the financial statements of the Authority for the fiscal year ended June 30, 2019 are free of any material misstatement. As part of the independent audit, reviews on a test basis were made to determine the adequacy of internal controls, and to ensure compliance with applicable laws and regulations related to all financial activities conducted by the Authority. Generally accepted auditing standards, issued by the Controller General of the United States of America, were used by the auditors in conducting the engagement. The auditor's report on the basic financial statements is included in the financial section of this report.

The independent audit concluded, based upon the audit, that there was reasonable basis for rendering an unmodified opinion that the Inland Empire Regional Composting Authority's financial statements for the year ended June 30, 2019 are fairly presented in conformity with accounting principles generally accepted in the United States of America. The independent auditor's report is presented as the first component of the financial section of this report.

FINANCIAL INFORMATION (continued):

Cash and Investment Management

The Authority has a comprehensive cash and investment program subject to California Government Code Sections 53601, 53607, 53635, 53638, 53646, 53652, and 53653. These regulations are incorporated into the Authority's (Investment Policy), which identifies the types of investments that are authorized and indicates any restrictions.

Consistent with Government Code Section 53646, the Authority annually adopts the Investment Policy that requires the IERCA to invest funds in a manner which will provide: (i) the maximum security; (ii) the funds necessary to meet the daily cash flow demands of the Authority; and (iii) the highest investment return while conforming to all statutes governing the investment of Authority funds within the constraints of the investment policy. By adoption of the policy, it is the intent of the Authority to minimize credit and market risks, while maintaining a competitive yield on its overall portfolio.

The Authority's cash management system is also designed to forecast revenues and expenses, and to invest idle funds to the fullest extent possible. During the Fiscal Year ended June 30, 2019, idle funds were invested in accordance with this policy. These investments consisted primarily of deposits in a pooled investment fund administered by the Los Angeles County Investment Officer.

In order of priority, the Authority's objectives when investing, reinvesting, purchasing, acquiring, selling, enhancing and managing public funds are as follows:

1. **Safety:** *Safety of principal is the foremost objective of the investment program. Investments made by the Authority shall be undertaken in a manner that seeks to ensure the preservation of capital in the overall portfolio. To attain this objective, diversification is required to prevent any potential loss on any individual security or depository from exceeding the income generated from the remainder of the portfolio.*

2. **Liquidity:** *The investment portfolio will remain sufficiently liquid to enable the Authority to meet all operating requirements that might be reasonably anticipated.*

3. **Return on Investments:** *The investment portfolio shall be designed with the objective of attaining a market rate of return throughout budgetary and economic cycles, taking into account the investment risk constraints and the cash flow characteristics of the portfolio. Return on investment is of secondary importance compared to safety and liquidity objectives described above. The core investment is limited to relatively low risk securities in anticipation of earning a fair return relative to the risk being assumed. Securities shall not be sold prior to maturity with the following exceptions:*

- A. *A security with declining credit may be sold to minimize loss of principal.*
- B. *A security swap that would improve quality, yield, or target duration in the portfolio.*
- C. *Liquidity needs of the portfolio that require the security to be sold.*

February 03, 2020
To the Chairperson and Members of
The Board of The Inland Empire Regional Composting Authority

FINANCIAL INFORMATION (continued):

Cash and Investment Management (continued):

All cash and investment transactions are conducted in accordance with the Authority's resolutions and Investment Policy. While management recognizes that investment risks may result from issuer defaults, market price changes or various technical complications leading to temporary liquidity, portfolio diversification is employed as a way to minimize these risks.

Acknowledgements

We acknowledge the thorough and professional manner in which the external auditors, Lance, Soll & Lunghard, LLP, conducted the audit. Additionally, we would like to acknowledge the staffs from the member agencies of the Authority for their cooperation and contribution in providing the necessary information to complete this report.

Respectfully submitted,



Christina Valencia, Treasurer

INLAND EMPIRE REGIONAL COMPOSTING AUTHORITY

Principal Officials

June 30, 2019

BOARD OF DIRECTORS

Paul Hofer, *Chairperson*
Jon Blickenstaff, *Vice-Chairperson*
Margaret Finlay, *Director*
Robert Ferrante, *Director*
Michael Camacho, *Director*
Shivaji Deshmukh, *Director*

OFFICERS OF THE AUTHORITY

Jeffrey Ziegenbein, *Project Manager*
Ann Heil, *Assistant Project Manager*
Christina Valencia, *Treasurer*

LEGAL COUNSEL

JC Law Firm
Jean Cihigoyenette, APC
Chino Hills, California

Inland Empire Regional Composting Authority

Organizational Chart

June 30, 2019

Board Members

Sanitation Districts of Los Angeles County
and
Inland Empire Utilities Agency

PROJECT MANAGER

Jeffrey Ziegenbein
(IEUA)

**ASSISTANT
PROJECT MANAGER**

Ann Heil
(SDLAC)

SECRETARY

IERCA Board Secretary
April Woodruff


TREASURER

Christina Valencia

**INTERNATIONAL
COMPOST AWARENESS WEEK
MAY 3 - 9, 2020**

SOIL

LOVES



COMPOST





INDEPENDENT AUDITORS' REPORT

To the Board of Directors
Inland Empire Regional Composting Authority
Rancho Cucamonga, California

Report on the Financial Statements

We have audited the accompanying financial statements of the Inland Empire Regional Composting Authority, (the Authority) as of and for the year ended June 30, 2019, and the related notes to the financial statements, which collectively comprise the Authority's basic financial statements as listed in the table of contents.

Management's Responsibility for the Financial Statements

Management is responsible for the preparation and fair presentation of these financial statements in accordance with accounting principles generally accepted in the United States of America; this includes the design, implementation, and maintenance of internal control relevant to the preparation and fair presentation of financial statements that are free from material misstatement, whether due to fraud or error.

Auditor's Responsibility

Our responsibility is to express opinions on these financial statements based on our audit. We conducted our audit in accordance with auditing standards generally accepted in the United States of America and the standards applicable to financial audits contained in *Government Auditing Standards*, issued by the Comptroller General of the United States. Those standards require that we plan and perform the audit to obtain reasonable assurance about whether the financial statements are free from material misstatement.

An audit involves performing procedures to obtain audit evidence about the amounts and disclosures in the financial statements. The procedures selected depend on the auditor's judgment, including the assessment of the risks of material misstatement of the financial statements, whether due to fraud or error. In making those risk assessments, the auditor considers internal control relevant to the entity's preparation and fair presentation of the financial statements in order to design audit procedures that are appropriate in the circumstances, but not for the purpose of expressing an opinion on the effectiveness of the entity's internal control. Accordingly, we express no such opinion. An audit also includes evaluating the appropriateness of accounting policies used and the reasonableness of significant accounting estimates made by management, as well as evaluating the overall presentation of the financial statements.

We believe that the audit evidence we have obtained is sufficient and appropriate to provide a basis for our audit opinions.





To the Board of Directors
Inland Empire Regional Composting Authority
Rancho Cucamonga, California

Opinions

In our opinion, the financial statements referred to above present fairly, in all material respects, the financial position of the Inland Empire Regional Composting Authority, as of June 30, 2019, and the changes in financial position and cash flows thereof for the year then ended in accordance with accounting principles generally accepted in the United States of America.

Other Matters

Required Supplementary Information

Accounting principles generally accepted in the United States of America require that the management's discussion and analysis be presented to supplement the basic financial statements. Such information, although not a part of the basic financial statements, is required by the Governmental Accounting Standards Board, who considers it to be an essential part of financial reporting for placing the basic financial statements in an appropriate operational, economic, or historical context. We have applied certain limited procedures to the required supplementary information in accordance with auditing standards generally accepted in the United States of America, which consisted of inquiries of management about the methods of preparing the information and comparing the information for consistency with management's responses to our inquiries, the basic financial statements, and other knowledge we obtained during our audit of the basic financial statements. We do not express an opinion or provide any assurance on the information because the limited procedures do not provide us with sufficient evidence to express an opinion or provide any assurance.

Prior Year Comparative Information

The financial statements include partial prior-year comparative information. Such information does not include all of the information required or sufficient detail to constitute a presentation in conformity with accounting principles generally accepted in the United States of America. Accordingly, such information should be read in conjunction with the government's financial statements for the year ended June 30, 2018, from which such partial information was derived.

Other Information

Our audit was conducted for the purpose of forming opinions on the financial statements that collectively comprise the Authority's basic financial statements. The introductory section is presented for purposes of additional analysis and are not a required part of the basic financial statements. The introductory section has not been subjected to the auditing procedures applied in the audit of the basic financial statements and, accordingly, we do not express an opinion or provide any assurance on them.



CPAs AND ADVISORS

To the Board of Directors
Inland Empire Regional Composting Authority
Rancho Cucamonga, California

Other Reporting Required by *Government Auditing Standards*

In accordance with *Government Auditing Standards*, we have also issued our report dated January 16, 2020 on our consideration of the Authority's internal control over financial reporting and on our tests of its compliance with certain provisions of laws, regulations, contracts, and grant agreements and other matters. The purpose of that report is solely to describe the scope of our testing of internal control over financial reporting and compliance and the results of that testing, and not to provide an opinion on the effectiveness of the Authority's internal control over financial reporting or on compliance. That report is an integral part of an audit performed in accordance with *Government Auditing Standards* in considering the Authority's internal control over financial reporting and compliance.

Lance, Solt & Luyhard, LLP

Brea, California
January 16, 2020

MANAGEMENT'S DISCUSSION AND ANALYSIS

The intent of the management's discussion and analysis is to provide highlights of the Authority's financial activities for the fiscal year ended June 30, 2019. Readers are encouraged to read this section in conjunction with the transmittal letter and the accompanying basic financial statements.

The Authority's Operations – an Overview

As a Joint Powers Authority, the Inland Empire Regional Composting Authority (IERCA or the Authority) owns a composting facility on approximately 22 acres of land in Rancho Cucamonga. The property is ideally situated in an industrial area adjacent to Regional Water Recycling Plant No. 4 (RP-4), a wastewater recycling treatment plant owned and operated by Inland Empire Utilities Agency (IEUA). The proximity of the facility to RP-4 provides opportunities to optimize staffing options and energy usage.



Living wall at IERCA headquarters

The 445,275-square foot composting facility is a fully enclosed biosolids processing plant that processes approximately 144,000 tons of biosolids and 54,000 tons of wood and green waste into 232,000 cubic yards (81,000 tons) of high-quality compost.

The facility utilizes aerated static pile composting technology to process a mixture of biosolids, greenwaste and woodwaste to generate Class 'A' Exceptional Quality compost for use in local agriculture and horticulture markets. All of the facility's emissions are treated with a biofilter to meet air quality requirements. In FY 2018/2019, a total of 192,509.12 tons of feedstock, equal to 93% permitted capacity, was received by the facility.

As of June 30, 2019, the IERCA had sold 2.59 million cubic yards of high-quality compost to various customers in Southern California, Arizona, and Nevada and processed nearly 2.3 million tons of recycled materials.

For comparison, 2.59 million cubic yards can:

- ☀ Fill the Roman Colosseum to the top 1.5 times
- ☀ Load 50,000 semi-trucks
- ☀ Increase soil health and water retention for 83,000 football fields

The Authority's Operations – an Overview (continued):

Throughout the last eleven years of operation, the Inland Empire Regional Composting Facility (IERCF) has operated continuously in full compliance with applicable permits, rules and regulations, and has maintained an excellent safety record.

In the 2018/2019 fiscal year, IERCF projects improved compost quality, production efficiency and worker safety. Major projects include:

- Trommel Screen Replacement – The installation of a new trommel screen to increase uptime and minimize preventive and corrective maintenance.
- Airlift Separator – An airlift separator was installed in order to remove plastics from the final compost product.
- Water sprayers – An automated sprayer system was installed to add moisture to finished compost to ensure consistent product.
- Inventory/Warehouse – The construction and completion of an on-site warehouse has aided in minimizing equipment downtime.

Future Goals

Over the next year, outreach efforts will continue to expand through, increased consulting on IEUA's Garden in Every School program, attending local agriculture shows, and giving tours and talks about the IERCF. IERCF will remain a leader in outreach and education stressing the importance of healthy soils and the vital role compost plays in water conservation and groundwater protection.

The sales team remains committed to promoting the many advantages of SoilPro, including increased water savings, ability to sequester carbon, and the use in correcting unproductive soils through healthy and natural processes. IERCF sales staff continues to monitor market conditions to ensure the best value for our compost products.

Basic Financial Statements

The basic financial statements present a summary of the Authority's financial position as of June 30, 2019. The Authority uses full accrual accounting, which recognizes transactions when they occur, regardless of when cash is exchanged.

The Statement of Revenues, Expenses, and Changes in Net Position for the fiscal year ended June 30, 2019 reflects the twelfth year of operations for the IERCF. Total operating revenues were \$8,993,911, a 2.8% increase from prior year of \$8,747,021, while total operating expenses increased to \$10,957,102, or a 3.8% increase compared to prior year total of \$10,553,419. The expenses included \$3,093,176 of depreciation and amortization expense on capitalized assets.

FINANCIAL HIGHLIGHTS

	FY2018/19	FY2017/18	Increase (Decrease) from FY2017/18	
Current assets	\$5,854,444	\$6,620,009	(765,565)	-11.56%
Capital & Intangible assets	81,277,808	82,204,106	(926,298)	-1.13%
Total Assets	87,132,252	88,824,115	(1,691,863)	-1.90%
Current liabilities	1,936,760	1,753,048	183,712	10.48%
Total Liabilities	1,936,760	1,753,048	183,712	10.48%
Net investment in capital assets	81,277,808	82,204,106	(926,298)	-1.13%
Unrestricted	3,917,684	4,866,961	(949,277)	-19.50%
Total net position	\$85,195,492	\$87,071,067	(\$1,875,575)	-2.15%
Operating revenues	\$8,993,911	\$8,747,021	246,890	2.82%
Operating expenses	(10,957,101)	(10,553,419)	(403,682)	3.83%
Net operating income (loss)	(1,963,190)	(1,806,398)	(156,792)	8.68%
Other Non-operating revenues	108,494	23,933	84,561	353.32%
Other Non-operating expenses	(20,879)	(121,887)	101,008	-82.87%
Net nonoperating revenues (expenses)	87,615	(97,954)	185,569	-189.45%
Net income (loss) before capital contributions	(1,875,575)	(1,904,352)	28,777	-1.51%
Total change in net position	(1,875,575)	(1,904,352)	28,777	-1.51%
Total net position-beginning	87,071,067	88,975,419	(1,904,352)	-2.14%
Total net position- ending	\$85,195,492	\$87,071,067	(\$1,875,575)	-2.15%

Changes in Financial Conditions of the Authority

- The net decrease of \$765,565 in current assets includes a decrease of \$1,177,927 in cash and investments, partially offset by an increase of \$290,772 in customer receivables, and an increase of \$107,282 in inventory.

FINANCIAL HIGHLIGHTS (continued):

Changes in Financial Conditions of the Authority (continued):

- The decrease in Capital and Intangible assets of \$926,298 is primarily due to an increase of \$3,068,555 in accumulated depreciation and amortization, partially offset by an increase of \$1,858,892 in Jobs in Progress and equipment purchase of \$307,984.
- The increase of \$246,890 in operating revenues is primarily due to an increase of \$330,047 in biosolids recycling tipping fee revenue, partially offset by a decrease of \$83,157 in compost sales.
- The \$403,682 increase in operating expenses is mainly due to an increase of \$115,822 in contractual services, an increase of \$229,557 in insurance premium paid for commercial property, and an increase of \$61,565 in electricity usage.

Depreciation is the expiration of the service life of capital assets attributable to wear and tear, deterioration, and obsolescence. Depreciation expense is the cost of a capital asset prorated over the service life of the asset and each period is charged with a portion of the cost.

Amortization is the gradual reduction, redemption, or liquidation of intangible capital assets over the service life of the asset. Amortization expense is the cost of a capital intangible asset prorated over the service life of the asset and each period is charged with a portion of the cost. IERCF currently has two intangible assets, emission reduction credits and software licenses.

As of June 30, 2019, contributed capital from SDLAC and IEUA was \$83,364,402 equally split between the partners. Additionally, the JPA partners contributed a total of \$15,116,229 for the original property, which resulted in a total contribution of \$98,480,631. In FY 2018/2019, each JPA member was charged \$56 per ton tipping fee for bio-solids deliveries. Orange County Sanitation Districts also delivered 11,400 tons of biosolids at a fee of \$58 per ton. The total net position at June 30, 2019 was \$85,195,491 compared to \$87,071,067 in FY 2017/2018.

Capital & Intangible Assets

At June 30, 2019, the Authority had total capital and intangible assets of \$81,277,806, net of depreciation and amortization. Jobs in progress of \$2,055,423 include the cost of all design and construction work, and rehabilitation and replacement (R & R) need to maintain and improve the facility. Please refer to Note #3 to the basic financial statements for additional information regarding capital asset balances.

Investment Summary

The Authority's investment portfolio is administered by the IEUA staff. The investment strategy continues to take a conservative approach consistent with the Authority's approved Investment Policy.

Interest earnings for FY 2018/2019 totaled \$99,734, for an average yield of 1.76%. The Authority's short-term investment fund balance for the fiscal year ended June 30, 2019 was \$5,329,358 comprised of \$1,323,143 in Sweep Investment Fund with Citizens Business Bank, \$215,147 in the Los Angeles County Pooled Surplus Investing Fund (LAC PSIF) and \$2,536,217 in the Local Agency Investment Agency Fund (LAIF). Please see Note #2 of the basic financial statements for additional information regarding investment balances.

FINANCIAL HIGHLIGHTS (continued):

Contacting the Authority's Financial Management

This financial report is prepared to provide the Authority's members, our citizens, customers, investors and creditors with a general overview of the Authority's finances and to demonstrate the Authority's accountability for the revenues it receives. If you have questions about this report or need additional financial information, please contact the Inland Empire Utilities Agency, Finance and Accounting Department, P.O. Box 9020, Chino Hills, California, 91709.

**INLAND EMPIRE REGIONAL COMPOSTING AUTHORITY
BASIC FINANCIAL STATEMENTS
OVERVIEW**

Financial Statements

The following Basic Financial Statements, along with the Supplementary Notes to the Basic Financial Statements, present a summary of the Authority's financial position at June 30, 2019, and the results of operations and the cash flows of its proprietary fund type for the fiscal year then ended.

The Basic Financial Statements consist of:

- 1) Statement of Net Position – the statement denotes the increase/(decrease) of net position of the Authority.
- 2) Statement of Revenues, Expenses and Changes in Net Position – the statement shows all revenue and expense sources recorded for the period, and their effects on the net position of the Authority.
- 3) Statement of Cash Flows – the statement reflects the Authority's financial activities and their effect on cash. It also denotes the cash position of the Authority at the end of the fiscal period.
- 4) Notes to the Basic Financial Statements.

Inland Empire Regional Composting Authority
Statement of Net Position
June 30, 2019
(With Comparative Totals for June 30, 2018)

	<u>Totals</u>	
	<u>2019</u>	<u>2018</u>
ASSETS		
Current assets		
Cash & Investments (Note 2)	\$ 4,620,171	\$ 5,798,098
Accounts receivable	1,103,152	812,380
Interest receivable	16,998	3,493
Other receivables	939	135
Inventory	113,184	5,903
Total current assets	<u>5,854,444</u>	<u>6,620,009</u>
Noncurrent assets		
Land	4,285,096	4,285,096
Jobs in progress	2,055,425	196,531
Capital assets, net of accumulated depreciation	74,091,037	76,851,608
Intangible assets, net of accumulated amortization	846,250	870,871
Total capital assets	<u>81,277,808</u>	<u>82,204,106</u>
Total noncurrent assets	<u>81,277,808</u>	<u>82,204,106</u>
Total assets	<u>87,132,252</u>	<u>88,824,115</u>
LIABILITIES		
Current liabilities		
Accounts payable	1,877,684	1,751,946
Accrued liabilities other	681	1,102
Retentions payable	58,395	-
Total current liabilities	<u>1,936,760</u>	<u>1,753,048</u>
Total liabilities	<u>1,936,760</u>	<u>1,753,048</u>
NET POSITION		
Net investment in capital assets	81,277,808	82,204,106
Unrestricted	3,917,684	4,866,961
Total net position	<u>\$ 85,195,492</u>	<u>\$ 87,071,067</u>

The accompanying notes are an integral part of the basic financial statements

Inland Empire Regional Composting Authority
Statement of Revenues, Expenses and Changes in Net Position
June 30, 2019
(With Comparative Totals for June 30, 2018)

	Totals	
	2019	2018
Operating revenues		
Biosolids Recycling Tipping Fees	\$ 8,543,527	\$ 8,213,480
Sale of compost	450,384	533,541
Total operating revenues	<u>8,993,911</u>	<u>8,747,021</u>
Operating expenses		
Operations and maintenance	6,975,035	6,668,687
Administration and general	888,890	832,057
Depreciation and amortization	<u>3,093,176</u>	<u>3,052,675</u>
Total operating expenses	<u>10,957,101</u>	<u>10,553,419</u>
Operating income (loss)	<u>(1,963,190)</u>	<u>(1,806,398)</u>
Nonoperating revenues (expenses)		
Interest income	104,525	11,590
Other nonoperating revenues	3,969	12,343
Other nonoperating expenses	<u>(20,879)</u>	<u>(121,887)</u>
Net nonoperating revenues (expenses)	<u>87,615</u>	<u>(97,954)</u>
Income (loss) before capital contributions	<u>(1,875,575)</u>	<u>(1,904,352)</u>
Change in net position	(1,875,575)	(1,904,352)
Total net position - beginning	<u>87,071,067</u>	<u>88,975,419</u>
Total net position - ending	<u>\$ 85,195,492</u>	<u>\$ 87,071,067</u>

The accompanying notes are an integral part of the basic financial statements

Inland Empire Regional Composting Authority
Statement of Cash Flows
June 30, 2019
(With Comparative Totals for June 30, 2018)

	Totals	
	2019	2018
CASH FLOWS FROM OPERATING ACTIVITIES		
Cash received from customers	\$8,595,054	\$8,704,506
Cash payments to suppliers for goods and services	(3,747,788)	(3,032,446)
Cash payments for contract labor	(3,990,820)	(3,940,897)
	<u>856,446</u>	<u>1,731,163</u>
CASH FLOWS FROM NONCAPITAL FINANCING ACTIVITIES		
Contract reimbursement from other (Other Non Op Rev)	3,969	12,343
Cash paid to others (Other Non Op Exp)	(20,879)	(121,887)
	<u>(16,910)</u>	<u>(109,544)</u>
CASH FLOWS FROM CAPITAL AND RELATED FINANCING ACTIVITIES		
Acquisition and construction of capital assets	(2,166,878)	(838,405)
Changes in contractor deposits/retentions	58,394	0
	<u>(2,108,484)</u>	<u>(838,405)</u>
CASH FLOWS FROM INVESTING ACTIVITIES		
Interest on investments	91,020	11,590
	<u>91,020</u>	<u>11,590</u>
Net increase (decrease) in cash and cash equivalents	(1,177,928)	794,803
Cash and cash equivalents - beginning	5,798,098	5,003,295
Cash and cash equivalents - ending	<u>\$4,620,171</u>	<u>\$5,798,098</u>

The accompanying notes are an integral part of the basic financial statements

Inland Empire Regional Composting Authority
Statement of Cash Flows
June 30, 2019
(With Comparative Totals for June 30, 2018)

	Totals	
	2019	2018
RECONCILIATION OF OPERATING INCOME TO NET CASH PROVIDED FOR (USED BY) OPERATING ACTIVITIES		
Operating income (loss)	(\$1,963,191)	(\$1,806,398)
Adjustments to reconcile operating income (loss) to net cash provided (used) by operating activities		
Depreciation and amortization	3,093,176	3,052,675
(Increase) decrease in operating assets		
Accounts receivable	(290,772)	(36,477)
Other receivable	(804)	(135)
Inventory	(107,281)	(5,903)
Increase (decrease) in operating liabilities		
Accounts payable	125,738	527,471
Other accrued liabilities	(421)	(70)
Net cash provided (used) by operating activities	<u>\$856,445</u>	<u>\$1,731,163</u>
RECONCILIATION OF CASH & CASH EQUIVALENTS TO THE STATEMENT OF NET POSITION		
Cash	\$545,664	\$468,740
Short-term investments	<u>4,074,507</u>	<u>5,329,358</u>
Total cash, short-term investments, and restricted cash	<u>\$4,620,171</u>	<u>\$5,798,098</u>

The accompanying notes are an integral part of the basic financial statements

INLAND EMPIRE REGIONAL COMPOSTING AUTHORITY

Index of Notes to the Basic Financial Statements

JUNE 30, 2019

<i>Note 1</i>	<i>Reporting Entity and Summary of Significant Accounting Policies.....</i>	<i>15</i>
<i>Note 2</i>	<i>Cash and Investments.....</i>	<i>19</i>
<i>Note 3</i>	<i>Changes in Capital Assets.....</i>	<i>22</i>
<i>Note 4</i>	<i>Subsequent Event</i>	<i>23</i>

NOTES TO THE BASIC FINANCIAL STATEMENTS

JUNE 30, 2019

(1) Reporting Entity and Summary of Significant Accounting Policies:

Description of the Reporting Entity

The Inland Empire Regional Composting Authority, a Joint Powers Authority (JPA), was formed in February of 2002. The JPA consists of two partners, Inland Empire Utilities Agency (IEUA), a municipal water district in California, and Sanitation District No. 2 of Los Angeles County (SDLAC), a special district organized and operating pursuant to the County Sanitation District Act, Health and Safety Code Section 4700, et seq. All capital contribution investments related to the JPA are shared equally by both partners. Beginning FY 2009/2010 the Authority implemented a cost of service rate (tipping fees) to support the operational costs. Tipping fees paid by each JPA partner are based on the tonnage of biosolids shipped to the facility for recycling. As defined by accounting principles generally accepted in the United States of America and the Governmental Accounting Standards Board (GASB), the financial reporting entity consists of the Authority as the primary government. The Authority has no legally separate component units that require blended or discrete presentation.

Subject to the limitations imposed by the Constitution of California, and pursuant to its charter, all powers of the Authority not defined are vested in a six-member Board of Directors. For the purposes of transacting business of the Board, a quorum shall consist of four of the six members of the Board, provided that there is a minimum of two Board members from each partner. The principal office of the Authority is established by resolution of the Board. The Authority has appointed a Secretary, a Treasurer and a Project Manager. The appointed officers come from the membership of the Authority.

The accounting policies of the Authority conform to accounting principles generally accepted in the United States of America as they relate to governmental units. The Authority applies all relevant GASB pronouncements.

Fund Accounting

The accounts of the Authority are organized on the basis of funds. All transactions are accounted for with a separate set of self-balancing accounts that comprise its assets, liabilities, net position, revenues and expenses, as appropriate, the Authority's accounts for its activities in an "Enterprise Fund". An Enterprise Fund is grouped and presented in the financial statements as a "Proprietary Fund Type".

Proprietary Fund Types

A Proprietary Fund is accounted for on a cost of services or "capital maintenance" measurement focus. This means that all assets and all liabilities (whether current or non-current) associated with their activity are included on the statement of net position. Their reported fund equity (net position) is segregated into capital assets (net of related debt) and restricted and unrestricted net position. Proprietary fund type operating statements present increases (revenues) and decreases (expenses) in total net position.

(1) Reporting Entity and Summary of Significant Accounting Policies (continued):

Proprietary Fund Types (continued):

Enterprise Funds

An Enterprise Fund is used to account for operations: (a) that are financed and operated in a manner similar to private business enterprises, where the intent of the governing body is that the costs (expenses, including depreciation and amortization) of providing goods or services to the general public on a continuing basis, be financed or recovered primarily through user charges; or (b) where the governing body has decided that periodic determination of revenues earned, expenses incurred and/or net income is appropriate for capital maintenance, public policy, management control, accountability or other purposes.

Basis of Accounting

Basis of accounting refers to the timing when revenues and expenses are recognized in the accounts, and reported in the financial statements, regardless of the measurement focus applied. The Authority prepares its financial statements on the accrual basis of accounting. Under the accrual basis of accounting, revenues are recognized when earned and expenses are recorded when liabilities are incurred regardless of when the related cash flows take place.

Use of Estimates

The preparation of financial statements requires management to make certain estimates and assumptions that affect the reported amounts of assets and liabilities, and disclosure of contingent assets and liabilities, at the date of the financial statements, as well as the reported amounts of revenue and expenses during the reporting period. Actual results could differ from those estimates.

Operating and Non-Operating Revenues and Expenses

Operating revenues relate to revenue transactions generated as a direct result of the core business in which the Authority is engaged. These transactions can be repetitive in nature within the normal business cycle. Examples include biosolids recycling, compost delivery services, compost sales and the sale of renewable energy credits. Non-operating revenues are transactions incurred infrequently, during the course of the Authority's business. These types of transaction are generally not directly related to the general business of the Authority, such as 1) interest earnings; 2) gain on sales of assets; and 3) miscellaneous other revenues.

The Authority classifies expense types based upon the goods and/or services directly related to the operations of the Authority. Typically, operating expenses include such items as operations, maintenance, and administrative costs. In contrast, non-operating expenses are not directly related to the Authority's core operations, such as interest expense and the cost of financial services.

Budgetary Policy and Control

The Authority's Board approves each year's budget submitted by the Treasurer prior to the beginning of the new fiscal year. The Authority is not required to present budget comparisons; therefore budgetary data is not presented in the accompanying financial statements.

The Authority maintains budgetary controls to ensure compliance with legal provisions embodied in the appropriated budget approved by the Board. All appropriations which are not obligated, encumbered, or expended at the end of the fiscal year lapse at year-end, except for multi-year capital appropriations. Any encumbrance and commitments needed to support ongoing projects or activities are carried forward to the following fiscal year following Board approval.

(1) Reporting Entity and Summary of Significant Accounting Policies (continued):

Cash and Investments

Investments in short-term highly liquid debt instruments that have a remaining maturity at the time of purchase of one year or less are reported at amortized cost. Investments are carried at fair value.

For financial presentation purposes, cash and cash equivalents are shown within cash and short-term investments.

Receivables and Payables

All receivables are shown net of an allowance for uncollectible accounts. The Authority extends credit to customers in the normal course of operations. Management has evaluated the accounts and approved an allowance for uncollectible accounts of \$20,417 for the fiscal year ended at June 30, 2019. When an account is determined to be uncollectible, it is written off against the allowance following Board approval.

Capital Assets

Property, plant and equipment are stated at cost. The cost of a capital investment includes purchase, rehabilitation or construction costs, Authority labor for engineering, construction management and administrative activities, as well as ancillary expenses necessary to make productive use of the assets. Current capitalization thresholds are reflected in the following table:

Type of Expenditure	Total Cost	Estimated Life	Increases Estimated Life	Enhances Performance
Office Equipment	≥ \$5,000	> 1 Year	N/A	N/A
Computer Equipment	≥ \$1,000	> 1 Year	N/A	N/A
Other Equipment	≥ \$5,000	> 1 Year	N/A	N/A
Single Year Capital Projects	≥ \$5,000	≥ 3 Years	N/A	N/A
Multi Year Capital Projects	≥ \$15,000	≥ 3 Years	N/A	N/A

The costs of normal maintenance and repairs that do not add to the value of the asset or materially extend asset useful lives are not capitalized.

Improvements are capitalized and depreciated, as applicable, over the remaining useful life of the related capital assets. Donated capital assets are recorded at acquisition value.

(1) Reporting Entity and Summary of Significant Accounting Policies (continued):

Capital Assets (continued):

Depreciation and amortization of capital assets has been provided on a straight-line basis. One-half year depreciation and amortization are recorded in the year of acquisition and disposal.

Estimated useful lives are:	Ω Furniture, machinery and equipment	5 - 10 years
	🏠 Improvements	15 years
	🏢 Buildings and plants	5 - 50 years
	📄 Intangible Assets	3 - 50 years

Comparative Data

The basic financial statements include certain prior years summarized comparative information in total but not at the level of detail required for a presentation in accordance with Generally Accepted Accounting Principles. Accordingly, such information should be read in conjunction with the Authority's financial statements for the year ended June 30, 2018 from which the summarized was data derived.

Risk Management

The Authority is exposed to various risks of loss related to: torts; theft of, damage to, and destruction of assets; errors and omissions; injuries to employees; and, natural disasters. The Authority secures liability, boiler and machinery insurance to protect itself from any risk exposure, relative to its business operations. Since the Authority has no employees and the operations and management of its facility is contracted out to IEUA, worker's compensation insurance is carried by IEUA.

- ⊕ General and auto liability, public officials and employees' error and omissions: The Authority retains the risk of loss for general liability, and errors and omissions claims of up to \$1,000,000 per person per occurrence; with an aggregate amount of \$2,000,000, subject to a \$10,000 deductible per occurrence.

In addition to the above, the Authority has the following insurance coverage:

- ⊕ Property damage has an \$99,292,000 per occurrence coverage limit, subject to a \$100,000 deductible per occurrence.

Settled claims from the risks discussed herein have not exceeded commercial insurance coverage in any of the last three fiscal years ending June 30, 2019, 2018, and 2017. Additionally, there have been no reductions in insurance coverage.



IERCF Event Tent

(2) Cash and Investments

Cash Deposits

The Authority's cash accounts are maintained with financial institutions that provide deposit protection for the account balance through participation in the Federal Deposit Insurance Corporation (FDIC). The California Government Code (CGC§53652 and 53667) requires banks and savings and loan associations to secure local agency deposits by placing appropriate and adequate securities as collateral with an approved trustee.

For deposits in commercial banks, the California Government Code allows the Authority to waive the preceeding requirement for that portion of each deposit insured pursuant to the FDIC regulations; with the remainder of the deposit being secured by collateral (U. S. Government Securities) with a market value of at least ten percent (10%) greater than that remaining amount. The Authority has chosen to enter into these agreements.

In addition, the Authority investment policy requires financial institutions to meet other minimum criteria. Financial institutions must: (a) have been in business for at least three years; have total assets in excess of ten (\$10) billion dollars; and a core capital/asset ratio of five percent (5%) or better; or, (b) have total assets in excess of five hundred million dollars (\$500,000,000); and a core capital/asset ratio of six percent (6%) or better. State statutes and the Authority's investment policy authorize the Authority to maintain cash deposits in demand accounts, savings accounts, and in certificates of deposit.

The custodial credit for *investments* is the risk that, in the event of the failure of the counterparty (e.g., broker-dealer) to a transaction, a government will not be able to recover the value of its investment or collateral securities that are in the possession of another party. The California Government Code and the Authority's investment policy do not contain legal or policy requirements that would limit the exposure to custodial credit risk for deposits or investments, other than as required for the California Government Code for deposits.

The investment in the Repurchase Agreement is uninsured with the collateral for the repurchase agreement held in the name of Citizens Business Bank but not in the name of the Authority.

The bank balance reflects the amount credited by a financial institution to the Authority's account as opposed to the Authority's own ledger balance for the account. The carrying value reflects the ledger balance, which includes checks written by the Authority that have not cleared the bank as of June 30, 2019.

Investments

In FY 2018/2019, the Authority invested in the Los Angeles County Pooled Surplus Investment Fund (LAC PSIF), which is also managed by Los Angeles County Investment Officer. The Authority invests in the Local Agency Investment Fund (LAIF), which is an investment pool managed by the Treasurer of the State of California. The Authority's investments are reported at amortized cost in the balance sheet. The market value of the Authority's investments constitutes one hundred percent (100%) of investments, and equals the net realizable value of the Authority's share of LAIF and LAC PSIF. LAIF and LAC PSIF are authorized by California statutes to enter into investments on behalf of municipalities within California.

State statutes and the Authority's investment policy also allows the Authority to invest (short-term and long-term) in U.S. Treasury Obligations, U.S. agency issues and instrumentalities, commercial paper rated A-1 by Standard and Poor's Corporation or P-1 by Moody's Commercial Paper Records, negotiable certificate of deposit, LAIF, and medium-term notes.

(2) Cash and Investments (continued):

Cash and Investments

Cash and investments as of June 30, 2019 are classified in the accompanying financial statements as follows:

	<u>2019</u>	<u>2018</u>
Statement of Net Position:		
Cash & Investments	<u>\$4,620,171</u>	<u>\$5,798,098</u>
Total Cash and Investments	<u>\$4,620,171</u>	<u>\$5,798,098</u>

Investments Authorized by the California Governmental Code and the Authority's Investment Policy

The table below identifies the investment types that are authorized for the Authority by the Authority's investment policy. The table also identifies certain provisions of the Authority's investment policy that address interest rate risk, credit risk, and concentration of credit risk.

<u>Authorized Investment Type³</u>	<u>Maximum Maturity</u>	<u>Maximum Percentage of Portfolio</u>	<u>Maximum Investment One Issuer</u>
U.S. Treasury Obligations	5 years	None	None
U.S. Agency Securities	5 years	None	None
	5 years	10%	None
	5 years	None	None
Commercial Paper	270 days	25%	10%
	5 years	30%	None
Repurchase Agreements	90 days	40%	None
Medium-Term Notes	5 years	10%	None
	N/A	20%	10%
Local Agency Investment Fund	N/A	\$65M	None
	N/A		None
	N/A	None	None

Disclosures Relating to Interest Rate Risk

Interest rate risk is the risk that changes in market interest rates will adversely affect the fair value of an investment. Generally, the longer the maturity of an investment the greater the sensitivity of its fair value to changes in market interest rates.

(2) Cash and Investments (continued):

Disclosures Relating to Interest Rate Risk (continued):

Information about the sensitivity of the fair values of the Authority's investments to market interest rate fluctuations is provided by the following table that shows the distribution of the Authority's investment by maturity:

<u>Investment Type</u>	<u>Remaining Maturity (In Months)</u>	
	<u>Fair Value</u>	<u>12 or Less</u>
Los Angeles County Investment Pooled Investment Fund	\$ 215,147	\$ 215,147
Repurchase Agreement	\$1,323,143	\$1,323,143
Local Agency Investment Fund	\$2,536,217	\$2,536,217
Total	\$ 4,074,507	\$ 4,074,507

Disclosures Relating to Credit Risk

Generally, credit risk is the risk that an issuer of an investment will not fulfill its obligation to the holder of the investment. This is measured by the assignment of a rating by a nationally recognized statistical rating organization. Presented below is the minimum rating required by the Authority's investment policy, and the actual Standard and Poor's rating as of fiscal year ended June 30, 2019 for each investment type:

<u>Investment Type</u>	<u>Value</u>	<u>Minimum Legal Rating</u>	<u>Unrated</u>
Los Angeles County Investment Pooled Investment Fund	\$215,147	N/A	\$215,147
Repurchase Agreement	\$1,323,143	N/A	\$1,323,143
Local Agency Investment Fund	\$2,536,217	N/A	\$2,536,217
Total	\$ 4,074,507		\$ 4,074,507

Fair Value Measurement (GASB 72)

The information below shows the Authority's investments fair value measurements (market approach) as of June 30, 2019. Fair value is the price that would be received to sell an asset in an orderly transaction between market participants at the measurement date under current market conditions.

<u>Investments by Fair Value Level</u>	<u>June 30, 2019</u>	<u>Level 1 ^(A)</u>	<u>Level 2 ^(B)</u>	<u>Uncategorized</u>
Los Angeles County Investment Pooled Investment Fund	\$ 215,147		\$ 215,147	
Repurchase Agreement	1,323,143		1,323,143	
Local Agency Investment Fund	2,536,217			2,536,217
Total	\$ 4,074,507	\$ -	\$ 1,538,290	\$ 2,536,217

^(A) Level 1 - Quoted prices in active markets for identical assets

^(B) Level 2 - Quoted prices in active markets for significant other observable inputs

(3) Changes in Capital Assets

The following is a summary of capital assets, jobs in progress and intangible assets at June 30, 2019:

Capital assets	Balance at 6/30/2018	Additions	Transfers, Sales & Retirements	Balance at 6/30/2019
Capital assets, not being depreciated:				
Land	\$4,285,096	\$0	\$0	\$4,285,096
Jobs in progress	196,531	2,166,878	(307,984)	2,055,425
Total capital assets, not being depreciated	\$4,481,627	\$2,166,878	(\$307,984)	\$6,340,521
Capital assets, being depreciated:				
Facility	10,831,133	0	0	10,831,133
Structures & improvements	72,110,700	0	0	72,110,700
Operations equipment	17,638,906	307,984	0	17,946,890
Total capital assets, being depreciated	\$100,580,739	\$307,984	\$0	\$100,888,723
Less accumulated depreciation for:				
Facility	(2,274,539)	(216,623)	0	(2,491,162)
Structures & improvements	(14,731,250)	(1,479,416)	0	(16,210,666)
Operations equipment	(6,723,342)	(1,372,517)	0	(8,095,859)
Total accumulated depreciation	(\$23,729,131)	(\$3,068,555)	\$0	(\$26,797,686)
Total capital assets, being depreciated, net	\$76,851,608	(\$2,760,571)	\$0	\$74,091,037
Intangible assets, being amortized:				
Capacity rights	1,037,088	0	0	1,037,088
Total intangible assets, being amortized	\$1,037,088	\$0	\$0	\$1,037,088
Less accumulated amortization for:				
Capacity rights	(166,217)	(24,621)	0	(190,838)
Total accumulated amortization	(\$166,217)	(\$24,621)	\$0	(\$190,838)
Total capital assets, being amortized, net	\$870,871	(\$24,621)	\$0	\$846,250
Total capital assets, net	\$82,204,106	(\$618,314)	(\$307,984)	\$81,277,808

In FY 2018/19, the Authority added \$2,166,878 assets as Job in Progress, transferred \$307,984 to capital assets being depreciated, and increased Accumulated Depreciation and Amortization by \$3,093,176. The ending balance of Accumulated Depreciation and Amortization for all capital assets has been adjusted for rounding to the Statement of Net Position for FY 2018/2019.

(3) Changes in Capital Assets (continued):

Jobs in Progress

As of fiscal Year-end June 30, 2019, the Authority had seven capital modification and improvement projects and sub-projects in progress.

IERCF Trommel Screen Improvements	\$ 1,371,659
IERCF Capital Replacement	313,777
IERCF Building Improvements	163,495
IERCF Belt Conveyor Improvements	137,165
IERCF Baghouse and Dust Collection System	31,064
IERCF Transition Air Duct Improvements	29,595
IERCF Pug Mill Improvements	8,667
Total Jobs in Progress	\$ 2,055,423

(4) Subsequent Events

In preparing these financial statements, the Authority has evaluated events and transactions for potential recognition or disclosure through February 3, 2020, the date financial statements were available to be issued, and found no subsequent event.



IERCF Team SoilPro

Inland Empire Utilities Agency

6075 Kimball Avenue
Chino, CA 91708

P.O. Box 9020
Chino Hills, CA 91709

tel 909.993.1600
fax 909.993.1986

www.ieua.org

Sanitation Districts of Los Angeles County

1955 Workman Mill Road
Whittier, CA 90601

P.O. Box 4998
Whittier, CA 90607

tel 562.699.7411
fax 562.699.5422

www.lacsd.org



www.ierca.org

INLAND EMPIRE REGIONAL COMPOSTING AUTHORITY

12645 Sixth Street
Rancho Cucamonga, CA 91739

P.O. Box 2470
Chino Hills, CA 91709

tel 909.993.1500
fax 909.993.1510



www.ierca.org



**ANNUAL FINANCIAL REPORT FOR THE
FISCAL YEAR ENDED JUNE 30, 2019**

FEBRUARY 3, 2020



FY 2018/19 Highlights



- Tipping fee remained unchanged to \$56/ton
- \$331k increase in total revenues due to an increase in biosolids recycling and a slight increase in non-operating income
- \$303K increase in total expenses primarily due to higher operating material and supplies, and depreciation expense
- Staffing level at 25 full time (FT) positions
- No capital call needed to support capital projects



FY 2018/19 Statement of Revenue, Expense, and Change in Net Position

(\$ Millions)	Fiscal Year Ended June 30, 2018	Fiscal Year Ended June 30, 2019	Change %
Total Revenue	\$8.8	\$9.1	3.4%
Total Expenses ⁽¹⁾	(10.7)	(11.0)	2.8%
Net Profit (Loss)	(\$1.9)	(\$1.9)	0.0%
Beginning Net Position, July 1	\$89.0	\$87.1	(2.1%)
Ending Net Position, June 30	\$87.1	\$85.2	(2.2%)

⁽¹⁾Includes annual depreciation expense of \$3.0M.



FY 2018/19

Statement of Net Position

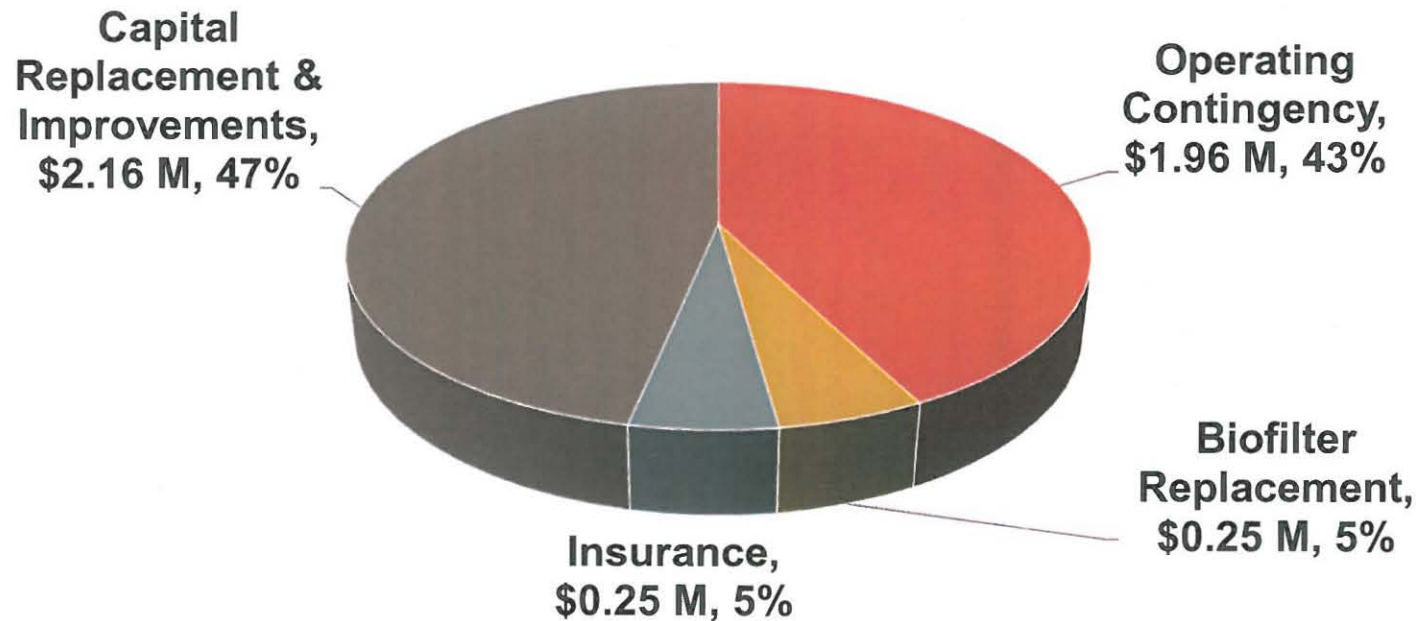
(\$ Millions)	Fiscal Year Ended June 30, 2018	Fiscal Year Ended June 30, 2019	Change %
Assets			
Current Assets	\$6.6	\$5.8	(12.1%)
Net Capital & Intangible Assets	82.2	81.3	(1.1%)
Total Assets	\$88.8	\$87.1	(1.9%)
Liabilities & Net Position			
Current Liabilities	\$1.7	\$1.9	11.8%
Invested in Capital Assets	\$82.2	\$81.2	(1.21%)
Unrestricted	4.9	3.9	(20.4%)
Total Liabilities and Net Position	\$88.8	\$87.0	(2.0%)



FY 2018/19 Ending Cash Position

\$4.62 Million

- \$1.18 million decrease from prior fiscal year





FY 2019/20 Mid-Year Statement of Revenue, Expenses, and Change in Fund Balance

(\$Millions)	FY 2019/20 Amended Budget	FY 2019/20 Actual As of 12/31/19	YTD Budget Used
Revenue ⁽¹⁾	\$8.8	\$4.5	51%
Expenses	8.2	4.6	56%
Capital	2.3	0.6	26%
Net Profit (Loss)	(\$1.7)	(\$0.7)	

(1) Excludes budget of \$500,000 for capital contribution.



QUESTIONS?

ACTION
ITEM

3B



Date: February 3, 2020

To: Honorable Board of Directors

From: Christina Valencia 
Treasurer

Subject: Adoption of Depository Agreement and Investment Fund Signatory Resolutions

RECOMMENDATION

It is recommended that the Board of Directors:

1. Adopt Resolution No. 2020-2-1, authorizing and designating signatories for depository agreement, depository cards, deposits, transfers, checks, and withdrawal of funds;
2. Adopt Resolution No. 2020-2-2, authorizing participation in the Local Agency Investment Fund and designating signatories for the deposit and withdrawal of funds; and
3. Adopt Resolution No. 2020-2-3, authorizing participation in the Los Angeles County Pooled Surplus Investment Fund and designating signatories for the deposit and withdrawal of funds.

BACKGROUND

The attached resolutions have been revised to reflect recent changes in the Authority's signatories by designating new signatories, namely, Jeffrey R. Ziegenbein, Manager of Regional Composting Authority and Jesse Pompa, Deputy Manager of Grants and eliminating Tina Y. Cheng, Budget Officer who retired in January 30, 2020 from the Inland Empire Utilities Agency.

PRIOR BOARD ACTION

None.

IMPACT ON BUDGET

None.

RESOLUTION NO. 2020-2-1

**RESOLUTION OF THE BOARD OF DIRECTORS
OF THE INLAND EMPIRE REGIONAL
COMPOSTING AUTHORITY, AUTHORIZING AND
DESIGNATING SIGNATORIES OF DEPOSITORY
AGREEMENTS, DEPOSITORY CARDS,
DEPOSITS, TRANSFERS, CHECKS, AND
WITHDRAWALS OF FUNDS**

NOW, THEREFORE, BE IT RESOLVED, by the Board of Directors as follows:

Section 1. Depository Agreements. The Treasurer, or Alternate Treasurer, of the Inland Empire Regional Composting Authority ("IERCA"), hereby is authorized to enter into and execute agreements for the deposit or withdrawal of IERCA funds in accounts, pursuant to California Government Code (CGC) §53600, et seq.

Inland Empire Regional Composting Authority:

_____ - Christina Valencia
Treasurer

Section 2. Depository Cards. That the persons authorized and directed to execute depository cards for the deposit or withdrawal of funds, for all bank accounts of IERCA is designated as follows, effective February 3, 2020:

Inland Empire Regional Composting Authority
Directors:

_____ - Paul Hofer
Chairperson

_____ - Jon Blickenstaff
Vice Chairperson

_____ - Shivaji Deshmukh
Director

Inland Empire Utilities Agency
Employees:

- _____ - Christina Valencia
Exec. Manager of Finance &
Admin./AGM

- _____ - Jeffrey R. Ziegenbein
Manager of Regional Composting
Authority

- _____ - Jesse Pompa
Acting Manager of Grants

Section 3. Signing of Checks. Checks of the IERCA shall be signed as follows:

- a) Any check up to \$10,000 shall be signed by any one (1) person under Section 2, or with the facsimile signature of a Director listed above.

- b) Any check in excess of \$10,000 shall be signed by any (2) signatories listed under Section 2, or one (1) signatory listed under Section 2 and the facsimile signature of a Director listed above.

Section 4. Intrabank Transfers. Written authorization to transfer funds between the Authority's accounts shall be signed by any two (2) persons listed under Section 2.

Section 5. Interbank Transfers. Written authorization to transfer funds between the Authority's accounts, held in any of several financial institutions, shall be signed by any two (2) persons listed under Section 2.

Section 6. Newly Issued Time Deposits, Certificates of Deposit and Placement Service Certificates of Deposit. Any designated IERCA Director, The Inland Empire Regional Composting Authority Treasurer or Alternate Treasurer, or the Inland Empire Utilities Agency employees listed under Section 2 shall sign receipts for "Notices to Depository-Penalty for Early Withdrawal of Time Deposits, Certificates of Deposit and Placement Service Certificates of Deposit" covering new Deposits issued to the IERCA.

Section 7. Maturing Time Deposits, Certificates of Deposit and Placement Service Certificates of Deposit. That any designated IERCA Director, Treasurer, or Alternate Treasurer, or Inland Empire Utilities Agency employees listed under Section 2 shall endorse a maturing Time Deposits, Certificates of Deposit and

Placement Service Certificates of Deposit when such an endorsement is required by the issuing financial institution at redemption.

Section 8. This resolution shall take effect from and after its date of adoption.

Section 9. Rescission of Resolution. Upon adoption of this resolution, Resolution No. 2019-5-1 is hereby rescinded in its entirety.

ADOPTED AND APPROVED this 3rd day of February 2020.

Paul Hofer
Chairperson

ATTEST:

Jon Blickenstaff
Vice Chairperson

STATE OF CALIFORNIA)
)SS
COUNTY OF SAN BERNARDINO)

I, Paul Hofer, Board Chairperson of the Inland Empire Regional Composting Authority, DO HEREBY CERTIFY that the foregoing Resolution No. 2020-2-1 was duly adopted by the Board of Directors on the 3rd day of February 2020 by the following vote:

AYES:

NOES:

ABSTAIN:

ABSENT:

Paul Hofer
Chairperson

RESOLUTION NO 2020-2-2

**RESOLUTION OF THE BOARD OF DIRECTORS OF THE INLAND
EMPIRE REGIONAL COMPOSTING AUTHORITY,
AUTHORIZING INVESTMENT OF MONIES IN THE LOCAL
AGENCY INVESTMENT FUND**

WHEREAS, Pursuant to Chapter 730 of the statutes of 1976 Section 16429.1 which was added to the California Government Code to create a Local Agency Investment Fund in the State Treasury for the deposit of money of a local agency for purposes of investment by the State Treasurer; and

WHEREAS, the Authority does hereby find that the deposit and withdrawal of money in the Local Agency Investment Fund in accordance with the provision of Section 16429.1 of the Government Code for the purpose for investment as stated is in the best interest of the Inland Empire Regional Composting Authority ("IERCA")

NOW, THEREFORE, BE IT RESOLVED, that the Board of Directors of the IERCA hereby authorizes the deposit and withdrawal of IERCA monies in the Local Agency Investment Fund in the State Treasury in accordance with the provisions of Section 16429.1 of the Government Code for the purpose of investment as stated therein, and verification by the State Treasurer's Office of all banking Information provided in that regard.

BE IT FURTHER RESOLVED, that the Treasurer of the IERCA or Alternate Treasurer, the Designated IERCA Board of Directors, and Inland Empire Utilities Agency employees shall be authorized to order the deposit and withdrawal of monies in the Local Agency Investment Fund:

Christina Valencia
Treasurer

Paul Hofer
Chairperson

Jon Blickenstaff
Vice Chairperson

Shivaji Deshmukh
Director

Jeffrey R. Ziegenbein
Manager of Regional Composting Authority

Jesse Pompa
Acting Manager of Grants

ADOPTED AND APPROVED this 3rd day of February 2020.

Paul Hofer
Chairman

ATTEST:

Jon Blickenstaff
Vice Chairperson

RESOLUTION NO 2020-2-3

**RESOLUTION OF THE BOARD OF DIRECTORS OF THE INLAND
EMPIRE REGIONAL COMPOSTING AUTHORITY,
AUTHORIZING INVESTMENT OF MONIES IN THE LOS
ANGELES COUNTY POOLED SURPLUS INVESTMENT FUND**

WHEREAS, the legislative body of a local agency may invest surplus monies, not required for the immediate necessities of the local agency, in accordance with the provisions of California Government Code Section 5922 and Section 53601 et seq.; and

WHEREAS, the Authority does hereby find that the deposit and withdrawal of money in the Los Angeles County Pooled Surplus Investment Fund in accordance with the provision of Section 53601(p) of the California Government Code for the purpose of investment as stated is in the best interest of the Inland Empire Regional Composting Authority ("IERCA")

NOW, THEREFORE, BE IT RESOLVED, that the Board of Directors of the IERCA hereby authorizes the deposit and withdrawal of IERCA monies in the Los Angeles County Pooled Surplus Investment Fund in accordance with the provisions of Section 53601 (p) of the Government Code for the purpose of investment as stated therein.

BE IT FURTHER RESOLVED, that the Treasurer of the IERCA, the Designated Board of Directors, General Manager and Inland Empire Utilities Agency employees shall be authorized to order the deposit and withdrawal of monies in the Local Government Investment Pool:

Christina Valencia
Treasurer

Paul Hofer
Chairman

Jon Blickenstaff
Vice Chairperson

Shivaji Deshmukh
General Manager

Jeffrey R. Ziegenbein
Manager of Regional Composting Authority

Jesse Pompa
Acting Manager of Grants

ADOPTED AND APPROVED this 3rd day of February 2020.

Paul Hofer
Chairman

ATTEST:

Jon Blickenstaff
Vice Chairperson

STATE OF CALIFORNIA)
)ss
COUNTY OF SAN BERNARDINO)

I, Paul Hofer, Board Chairman of the Inland Empire Regional Composting Authority, DO HEREBY CERTIFY that the foregoing Resolution No. 2020-2-3 was duly adopted by the Board of Directors on the 3rd day of February 2020 by the following vote:

AYES:

NOES:

ABSTAIN:

ABSENT:

Paul Hofer
Chairman



Date: February 3, 2020

To: Honorable Board of Directors

From: Jeff Ziegenbein
Project Manager *[Signature]*

Ann Heil *[Signature]*
Assistant Project Manager

Subject: Project Manager's Report

RECOMMENDATION

This is an information item for the Board to receive and file.

BACKGROUND

Operations

The Inland Empire Regional Composting Facility (IERCF) maintained maximum throughput levels processing up to 650 wet tons of biosolids and up to 300 wet tons of amendments daily, Monday through Friday each week.

Since the last update, the IERCF staff has:

- Maintained compost sales volumes that match or exceed production volumes
- Maintained 100% compliance with permit regulations
- Completed air quality source testing of the biofilter

Table 1 lists materials processed for the current fiscal year 2019/20 through December 31, 2019, the same time period in the previous fiscal year, and since start-up in April 2007.

Table 1: Process summary

	FY 2019/20	FY 2018/19	2007-2019
Biosolids Processed (wet tons)	74,150	76,279	1,686,431
Amendments Processed (wet tons)	21,152	19,434	669,619
Compost Sold (cubic yards)	121,596	107,279	2,669,931

Since the last report, the IERCF staff maintained full throughput and perfect environmental compliance. Typical winter weather conditions increased the moisture and density of the compost during the compost and curing phases which increased housekeeping and maintenance demands. Interior floor surfaces often became wet and slippery requiring additional caution from loader operators to operate without loader accidents.

IERCF is currently undergoing a full facility painting project. The exterior of the tilt-up building, the entire administration building interior and exterior, facility piping and bollards as well as the interior of the operations and maintenance areas will all get primed and painted. This project should finish by the end of February.

In addition to painting, IERCF is doing an asphalt maintenance project. Surface cracks will be sealed and a double coating of finish sealer will be applied after facility painting is complete. To finish this off, all asphalt striping will be repainted, and the entire facility will look brand new.

The management team is finalizing the recruitments of two Compost Workers. They should be ready to start work in February 2020. The two previous Compost Workers both have been promoted to the position of Compost Operator in the last half of 2019, which opened the Compost Worker positions. IERCA staff are excited to introduce them to the IERCA team.

Maintenance

Table 3: Quarterly KPI Report

SCHEDULED COMPLETION	
Work Orders Scheduled	427
Work Orders Completed	472
SCHEDULED ON TIME PERCENT	
Corrective Maintenance (CM's) Created	167
Break in Work	62
Average work order age	31

The Maintenance department has started testing a product line that has been utilized within the mining industry since the early 1950's. This product can protect and repair both mechanical and structural components within the IERCF. Major advantage of this product is it can be applied in place without the need to disassemble equipment. Substantial cost savings due to less man hours needed while eliminating potential mistakes during the disassemble and reassemble of equipment. There are plenty of opportunities to use Belzona at IERCF saving time and money. Due to Belzona's resistance to chemicals and abrasion and the variety of products they manufacture, IERCF will continue to test this product's ability. Belzona can repair belting on conveyors, protect screw conveyors, repair side wall of a loader tire, rebuild metal integrity, corrosion protection due to chemical or abrasion, water pipe leaks, etc.

Currently staff has applied Belzona super metal on a loader bucket where the metal had thinned and holed through. So far Belzona is proving that it can handle this type of repair. Below is another application that was applied in the Receiving room to bring back the structural integrity of a concrete curb and I-beam support. This repair took less than 30 minutes and is holding up to the loader buckets that scrape the room clean.



Outreach

Table 3: Summary of IERCA outreach activities:

Item	Number
IERCF Tours (groups/people)	4 groups
Garden in Every School	0
Site visitors (contractors)	327

Compost Research Intern

IERCA entered into an agreement with Chino Basin Water Conservation District to conduct compost benefits research. The team completed a project scope and initiated the recruitment of a student intern to carry out the work. Applications have been received and the team is in the process of selecting a candidate. It is anticipated that the research can begin in February 2020.

INTERN WITH CHINO BASIN WATER CONSERVATION DISTRICT



Intern with Us! (Paid Internship)

Available to full time students at California community colleges, Cal State, and UC schools. Students must be eligible to work in the U.S.

WATER CONSERVATION COMPOST STUDY INTERNSHIP

- Perform a research project using compost doing pre-testing of park turf, soil analysis, rooting deep, water analysis, soil pH, and soil electrical conductivity.
- Gather pre-experimental data, park mapping, calculating gallons per minute and irrigation scheduling and weather measurements and rain and wind data.
- Study the impact of applying compost applications for potential water conservation.



ACADEMIC CREDIT MAY ALSO BE AVAILABLE



Contact Dave Schroeder for more information.
dschroeder@cbwcd.org

All positions are a combination of hands-on work outdoors and in the office. Get the full details and apply:
cbwcd.org/internships.

Sales and Marketing Report

The sales staff is currently servicing over 100 active customers. IERCA's customer base is currently 65% landscape markets and 30% agriculture with 5% going to our "Give Back" program. Over the last quarter, IERCA has added three new customers.

The SoilPro brand maintains the industry standard in consistent quality and value throughout the market. Sales have steadily matched production and have allowed IERCA to sustain a minimum reserve inventory balance through the entire quarter. This market diversification has allowed IERCA to achieve a more even sales distribution throughout the spring and winter season.

Despite diversifying the customer base, SoilPro has continued to be the leading supplier of Premium Compost throughout the landscape and bulk material market segment. IERCA continues to provide SoilPro to many cities affiliated with IEUA, OCSD and SDLAC under the "Give Back" program. The sales team remains committed to promoting the many advantages of SoilPro, including the increase water savings potential, ability to sequester carbon, and the use in correcting unproductive soils through healthy and natural processes.

Table 4: Summary of monthly sales and revenue

MONTH	TOTAL YARDS 2019	TOTAL YARDS 2018	TOTAL REVENUE 2019	TOTAL REVENUE 2018
January	18,469.01	18,881.17	\$16,332.32	\$31,911.26
February	14,605.08	17,041.52	\$16,386.55	\$30,291.21
March	13,938.50	18,773.56	\$24,669.74	\$27,869.46
April	15,100.65	16,738.65	\$28,272.72	\$35,643.29
May	15,485.75	18,089.26	\$33,345.01	\$37,370.59
June	16,343.14	18,788.34	\$25,660.58	\$32,547.28
July	15,197.96	14,910.11	\$26,993.99	\$24,972.01
August	18,235.92	15,194.50	\$47,097.00	\$28,866.84
September	11,554.41	17,728.97	\$18,735.36	\$24,979.50
October	24,986.59	19,523.68	\$37,115.24	\$28,489.44
November	25,873.18	22,037.03	\$26,834.01	\$28,310.45
December	25,748.13	17,885.11	\$17,219.37	\$21,300.70
TOTAL	215,538.32	215,591.90	318,661.89	352,552.03
AVERAGE	17,961.53	17,965.99	26,555.16	29,379.34

The following tables summarize the Authority's ageing reports and sales write off history.

Table 5

Monthly Accounts Receivable Ageing Report of IERCA (Sales only to third parties) as of 12/31/2019								
	Description	Current	1-30 Days	31-60 days	61-90 days	91-120 days	>121 days	Total
1	Amount \$	87,422.97	13,785.20	2,742.94	4,949.99	3,408.46	3,408.46	116,775.41
2	# of Invoices	58	10	4	5	3	6	86
3	# of Customers	53	9	4	5	3	5	79

Table 6

Quarterly Accounts Receivable Ageing Report of IERCA (Sales only to third parties)				
Sr. #	Description	From FY 2007/08 to FY 2017/18	FY 2019 (July - December)	Total
1	Sales	6,537,683.80	292,702.72	6,830,386.52
2	Write off		2,025.92	35,727.52
3	Percentage of Write Off Sales			0.5231%

PRIOR BOARD ACTION

None.


IMPACT ON BUDGET

None.

INFORMATION
ITEM

4B

IERCF Capital Project Updates



RA19002 – Compost Screening Plant No. 1 Replacement

Project Goal: Increase Production


Design-Build

Total Project Budget: \$1.6M

Project Completion: February 2020

Overall Percent Complete: 95%

Phase	Consultant/ Contractor	Current Contract	Amendments/ Change Orders
Design	In House	N/A	N/A
Construction (Current)	W.M. Lyles	\$1.3 M	0.0%



RA19002 – Compost Screening Plant No. 1 Replacement

Project Goal: Increase Production
Design-Build

- Screen is fully installed
- Infeed conveyor has been failing
- A new rock quarry rated conveyor was ordered. (Arrival week of 1/27/2020)
- Installation and design to be handled by W.M. Lyles



RA15001 – Screening Area – Ductwork Replacement, Phase 2

Project Goal: Increase Efficiency

Design-Build

Total Project Budget: \$400,000

Project Completion: December 2019

Overall Percent Complete: 100%

Phase	Consultant/ Contractor	Current Contract	Amendments/ Change Orders
Design	In House	N/A	N/A
Construction (Current)	Baghouse & Industrial	\$296,000	5.4%



RA15001 – Screening Area – Ductwork Replacement, Phase 2

Project Goal: Increase Efficiency

Design-Build

- Rectangular ducting was replaced with circular ducting
- Completed construction in early December
- New system is currently operational
- Slide gates and curtains are minimizing dust in this area




Dec 10, 2019 at 7:21:26 AM
CA, Rancho Cucamonga

RA17007 – Wash Pad Cover

Project Goal: Improve Work Environment
Design-Build

Total Project Budget: \$550,000
Project Completion: June 2020
Overall Percent Complete: 15%

Phase	Consultant/ Contractor	Current Contract	Amendments/ Change Orders
Design	In House	N/A	N/A
Construction (Current)	Next Stage Engineering	\$295,000	0.0%

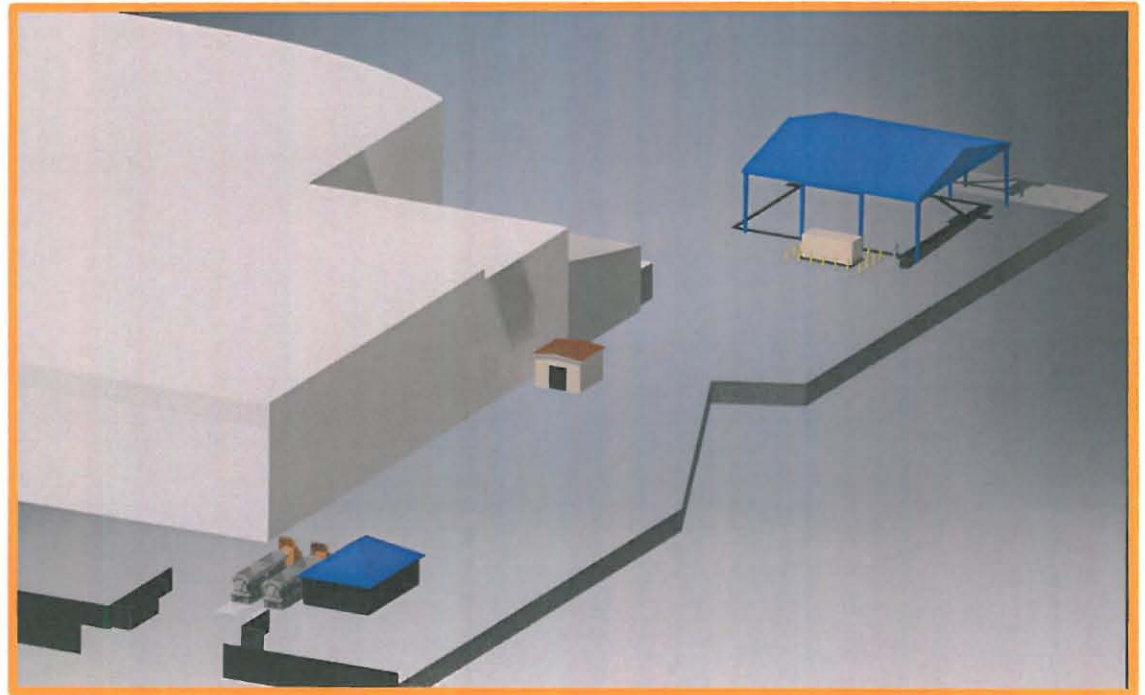


RA17007 – Wash Pad Cover

Project Goal: Improve Work Environment

Design-Build

- 88x84-foot shade structure
- Zone lighting and electrical receptacles
- New air compressor
- Design is at 100%
 - Pending building permit from the City of Rancho Cucamonga





Date: February 3, 2020
To: Honorable Board of Directors
From: Christina Valencia
Treasurer 
Subject: Treasurer's Report of Financial Affairs for the Quarter Ended
December 31, 2019

RECOMMENDATION

The Treasurer's Report of Financial Affairs for the quarter ended December 31, 2019 is an informational item for the Board's review.

BACKGROUND

In accordance with State Code, Section 53646(b) (1), and the Authority's Investment Policy (Resolution No. 2019-5-4), a periodic investment report shall be submitted to members of the Board for review. This report includes in part, the investment types, investment institutions, maturity dates, investment amount, current market value, and rate of interest/earnings yield.

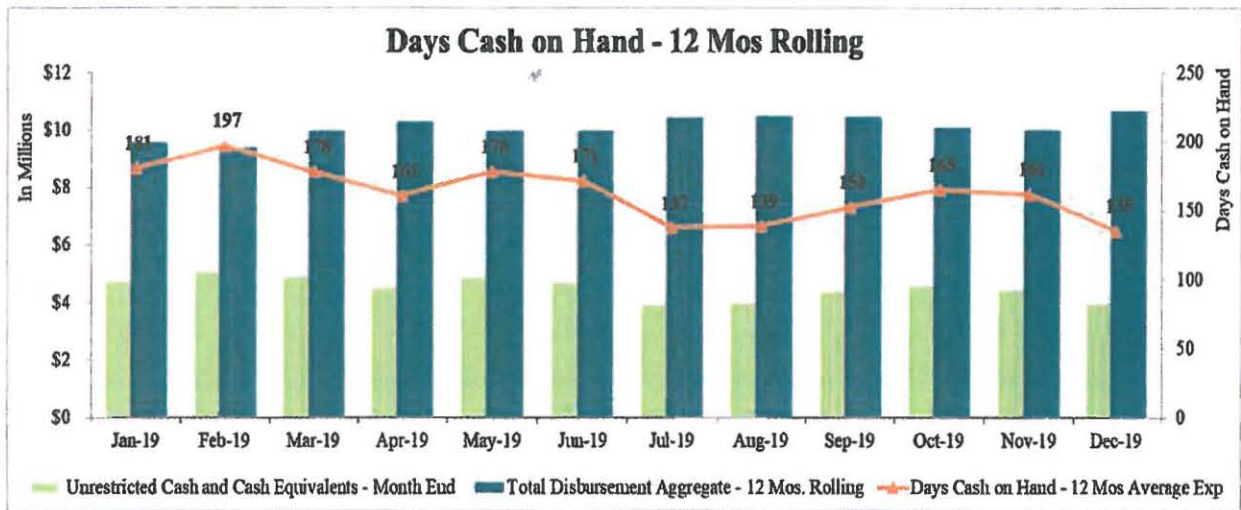
The Treasurer's Report of Financial Affairs for the quarter ended December 31, 2019 is hereby submitted in a format consistent with State requirements. As shown in the table below, December's total cash, investments, and restricted deposits equaled \$3,953,534 showing a decrease of \$410,789 when compared to the September balance of \$4,364,323. The decrease was mainly due to higher cash outflows for operating and administrative expenses.

The Authority's investment portfolio average rate of return in December 2019⁽¹⁾ was 1.626 percent compared to the September 2019 yield of 1.731 percent, mainly due to Citizens Business Bank Sweep rate decreased from 1.10 percent to 0.90 percent as of November 6, 2019. Interest earnings on the Authority's investment portfolio totaled \$22,903 for the fiscal year through December 2019.

	September 30, 2019	December 31, 2019 ⁽¹⁾	Changes from Prior Quarter
Total Cash, Investments, Restricted Deposits	\$4,364,323	\$3,953,534	(410,789)
Investment Portfolio Average Rate of Return	1.731%	1.626%	(0.105%)

⁽¹⁾ Information from LA County Pooled Investment is as of November 30, 2019 and Local Agency Investment Fund is as of December 31, 2019.

Cash on hand (COH) for the month ended December 31, 2019 was 135 days compared to September 30, 2019 COH of 152 days, due to higher cash outflows for the quarter. The COH is a financial ratio used to measure cash readily available to pay expenses. Average days of cash on hand is calculated using the monthly ending balance of unrestricted cash and cash equivalents divided by disbursements associated with operating expense, and capital expense as recorded in the Authority’s cash flow.



PRIOR BOARD ACTION

None.

IMPACT ON BUDGET

The interest earned on the Authority’s investment portfolio increases the Authority’s reserves.

Attachment: Treasurer’s Report of Financial Affairs for quarter ended December 31, 2019.

TREASURER'S REPORT OF FINANCIAL AFFAIRS

For the Quarter Ended December 31, 2019



All investment transactions have been executed in accordance with the criteria stated in the Authority's Investment Policy (Resolution No. 2019-5-4), adopted by the Inland Empire Regional Composting Authority's Board of Directors during its regular meeting held on May 6, 2019.

The funds anticipated to be available during the next six-month period are expected to be sufficient to meet all foreseen expenditures during the period.

** A Joint Powers Authority*

INLAND EMPIRE REGIONAL COMPOSTING AUTHORITY

Cash and Investment Summary

Quarter Ended
December 31, 2019

Unrestricted Accounts

Cash, Bank Deposits, and Bank Investment Accounts

Investments

Citizens Business Bank (CBB) Repurchase (Sweep)

LA County Pooled Investment

Local Agency Investment Fund (LAIF)

Total Investments

Total Unrestricted Cash and Investments Available to the Authority

Total Unrestricted Cash and Investments

Net Change from previous Quarter

	December	September
	\$586,349	\$590,249
	\$532,984	\$957,142
	\$270,446	\$268,873
	\$2,563,754	\$2,548,059
	\$3,367,185	\$3,774,074
	\$3,953,534	\$4,364,323
	\$3,953,534	\$4,364,323
	(\$410,789)	

INLAND EMPIRE REGIONAL COMPOSTING AUTHORITY

Cash and Investment Summary

Quarter Ended
December 31, 2019

Unrestricted Accounts

Cash, Bank Deposits, and Bank Investment Accounts

Demand (Checking) Accounts	\$586,349
Subtotal Demand Deposits	\$586,349
<i>Total Cash and Bank Investment Accounts</i>	<u>\$586,349</u>

Investments

Citizens Business Bank (CBB) Repurchase (Sweep)	\$532,984
Local Agency Investment Fund (LAIF)	\$2,563,754
LA County Pooled Investment	\$270,446
	<u>\$3,367,185</u>
<i>Total Investments</i>	<u>\$3,367,185</u>

Total Cash, Investments and Restricted Deposits as of December 31, 2019 \$3,953,534

Total Unrestricted Cash and Investments as of 12/31/2019	<u>\$3,953,534</u>
Less: Total Unrestricted Cash and Investments as of 9/30/2019	<u>\$4,364,323</u>
<i>Total Quarterly Increase (Decrease)</i>	<u><u>(\$410,789)</u></u>

INLAND EMPIRE REGIONAL COMPOSTING AUTHORITY

Cash and Investment Summary

Quarter Ended
December 31, 2019

Investments	Purchased	Par Amount	Principal Amount	Term (Days)	December Amortization	December Value	% Yield	Maturity Date	Market Value
<u>Unrestricted Accounts</u>									
<u>Cash, Bank Deposits, and Bank Investment Accounts</u>									
Citizens Business Bank									
Checking Account		\$586,349	\$586,349	N/A	N/A	\$586,349	N/A	N/A	\$586,349
	Subtotal CBB	\$586,349	\$586,349			\$586,349	N/A		\$586,349
	Total Cash and Bank Deposits	\$586,349	\$586,349			\$586,349			\$586,349
<u>Investments</u>									
Citizens Business Bank Sweep ⁽¹⁾		\$532,984	\$532,984			\$532,984	0.900%		\$532,984
LA County Pooled Investment ⁽²⁾		\$270,446	\$270,446			\$270,446	1.990%		\$270,446
Local Agency Investment Fund ⁽²⁾		\$2,563,754	\$2,563,754	N/A	N/A	\$2,563,754	2.110%	N/A	\$2,563,754
	Subtotal Investments	\$3,367,185	\$3,367,185			\$3,367,185	1.909%		\$3,367,185
	Total Investments	\$3,367,185	\$3,367,185			\$3,367,185			\$3,367,185
	Total Unrestricted Cash and Investments as of December 31, 2019	\$3,953,534	\$3,953,534			\$3,953,534			\$3,953,534

⁽¹⁾ Citizens Business Bank Sweep rate decreased from 1.10% to 0.90% on November 6, 2019.

⁽²⁾ Interest Rate information from LA County Pooled Investment is as of November 30, 2019 and the Local Agency Investment Fund is as of December 31, 2019

INLAND EMPIRE REGIONAL COMPOSTING AUTHORITY

Cash and Investment Summary

Quarter Ended
December 31, 2019

Unrestricted Accounts

Cash, Bank Deposits, and Bank Investment Accounts

Citizens Business Bank - Sweep Account⁽¹⁾

LA County Pooled Investment⁽²⁾

Local Agency Investment Fund⁽²⁾

Bank Accounts

Citizens Business Bank -Demand Account

Total Portfolio

Investment Portfolio Rate of Return

Restricted/Transitory/Other Demand Accounts

Total Other Accounts

Total Authority Directed Deposits

Amount Invested	Yield
\$532,984	0.900%
\$270,446	1.990%
\$2,563,754	2.110%
\$3,367,185	1.909%
\$586,349	N/A
\$586,349	
\$3,953,534	
	1.626%
Amount Invested	Yield
\$0	0.000%
\$3,953,534	

(1) Citizens Business Bank Sweep rate decreased from 1.10% to 0.90% on November 6, 2019.

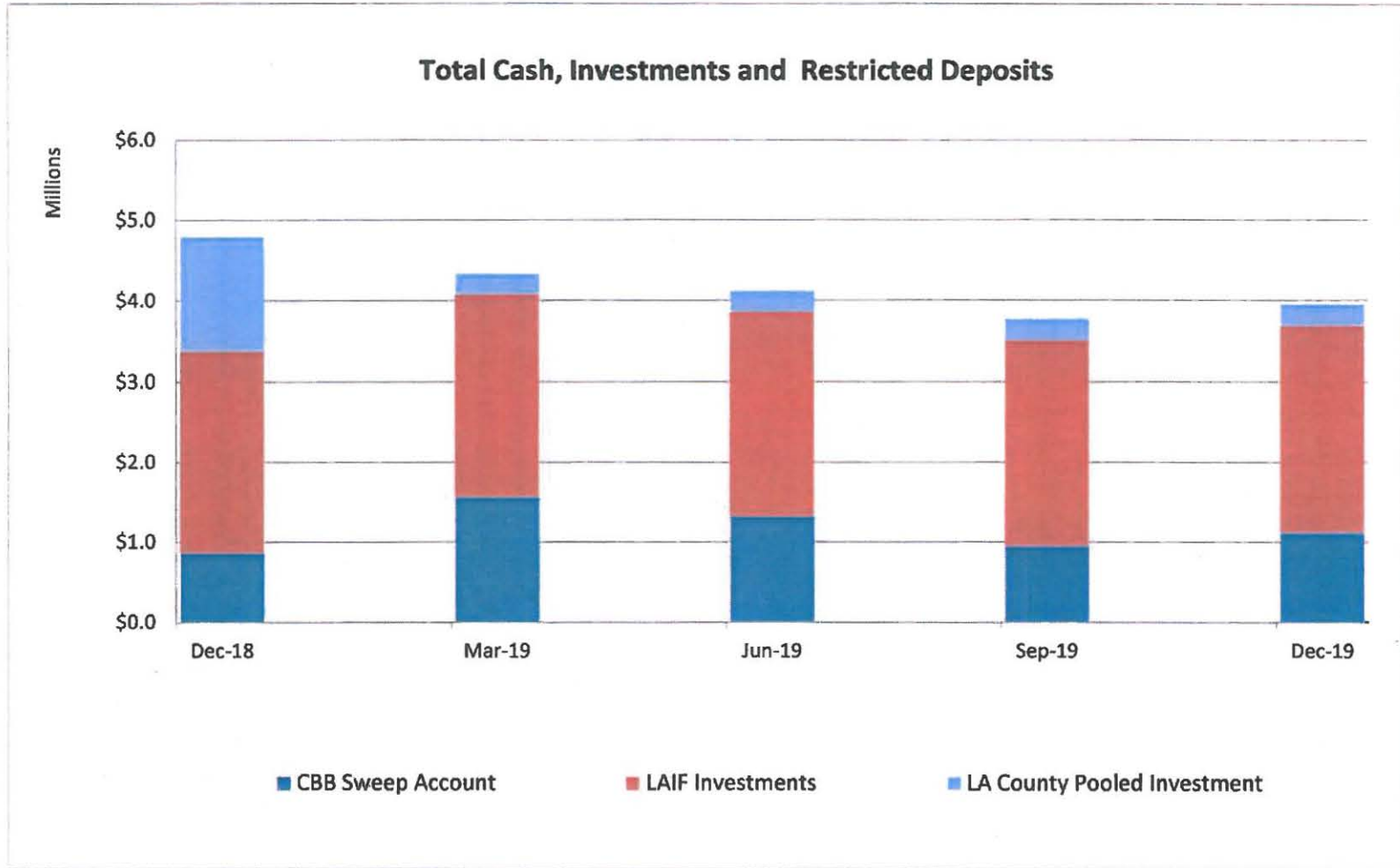
(2) Interest Rate information from LA County Pooled Investment is as of November 30, 2019 and the Local Agency Investment Fund is as of December 31, 2019

INLAND EMPIRE REGIONAL COMPOSTING AUTHORITY

Cash Position

Quarter Ended

December 31, 2019



INFORMATION
ITEM

4D





PROPERTY INSURANCE UPDATE

Jeff Ziegenbein
February 3, 2020

History



- IERCA has secured property insurance since 2007
- Premiums largely flat until 2018
 - 2011: 1 claim, no material change to premiums
- 2018 CA catastrophic wildfires created an enormous amount of claims on insurance prompting more stringent review of risk by insurers
 - Insurance companies now face increasing losses from 2018 and 2019

California Fire Costs

- Most destructive in CA history
 - Camp Fire, Paradise CA – Nov 2018
 - ✦ Fatalities – At least 88
 - ✦ Acres Burned – 153,336
 - ✦ Structures Destroyed – 8,804; 675 damaged
 - ✦ Claims/Losses – \$16.5 billion
 - Woolsey Fire – Nov 2018
 - ✦ Fatalities – At least three people
 - ✦ Acres Burned – 96,949
 - ✦ Structures Destroyed – 1,643; 364 damaged
 - ✦ Claims/Losses – \$6 billion
 - Carr Fire – Jul/Aug 2018
 - ✦ Fatalities – at least 8 people
 - ✦ Acres Burned – 229,651
 - ✦ Structures Destroyed – 1,604; 277 damaged
 - ✦ Claims/Losses – \$2.1 billion



Camp fire



Woolsey Fire

Current Updates

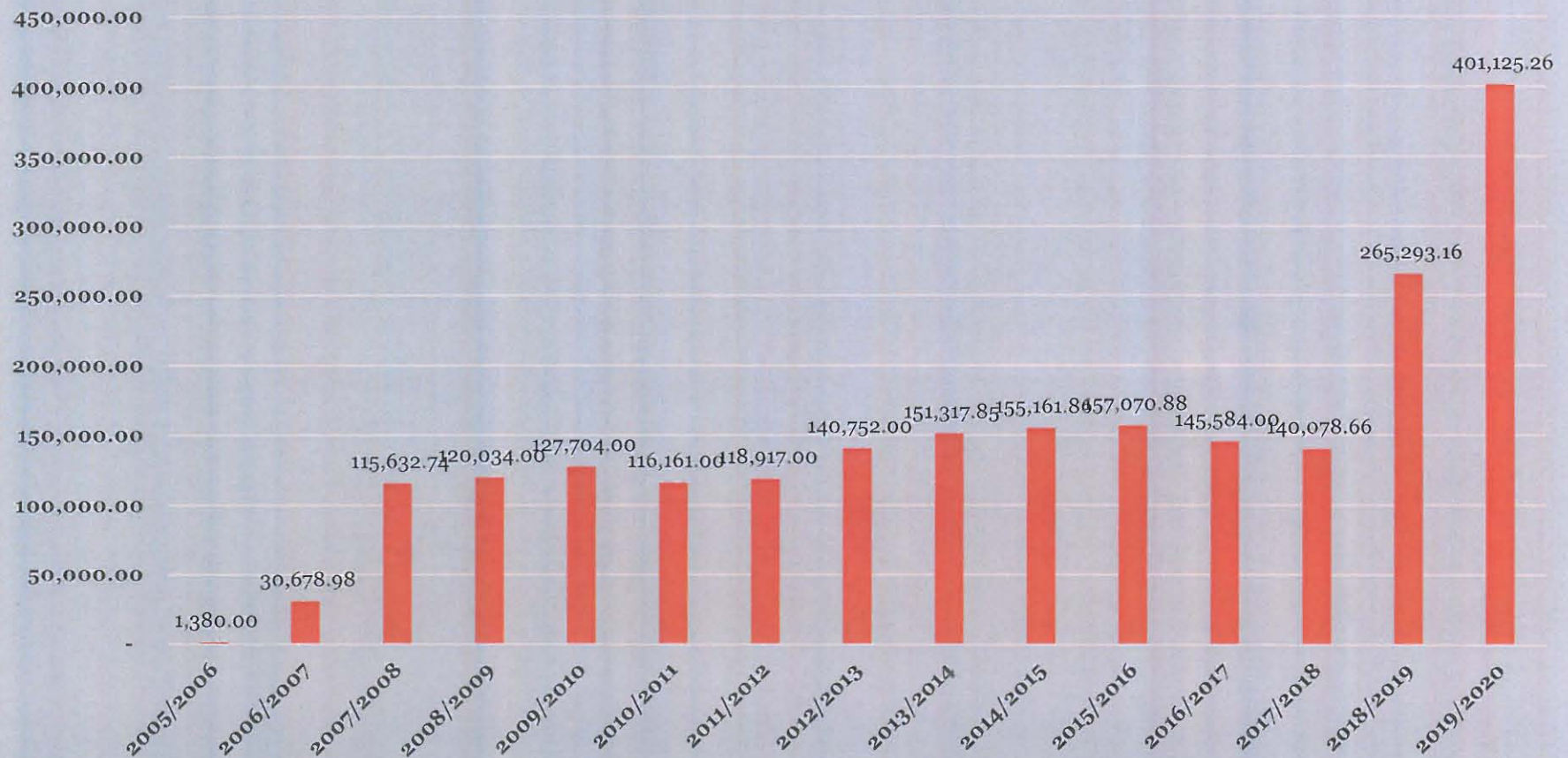


- Broker will continue throughout the year looking for new interested insurers to go out to market every renewal
 - Since IERCF is an “unfamiliar” business to insurance and reinsurance companies, the policies are sparse
- IERCF is not alone: LACSD has seen every one of their policies increase this year as well

IERCF Policies Review By Year



Overall Premiums Paid



Next Steps/Options for Cost Containment



- **Joint Pools**
 - Using the assets of the site alone—may encounter same issue as LACSD; pools typically want all your policies which end up being too large for the pool since this would include IEUA and LACSD (parties of the JPA) policies
- **Other Pools**
- **Coverage cap reduction to help lower the premium cost (i.e., <\$75M)**
 - Total payout in case of full loss would only be \$75M (example above)
 - Higher deductible has been evaluated and found it made little to no difference